



PORTFOLIO

TRADE

RESEARCH

LEARN

GAMES

STOCKS

CRYPTO



OVERVIEW

ACCOUNT VALUE ⓘ

\$101,586.60

TODAY'S CHANGE ⓘ

+\$0.00
(0.00%)

ANNUAL RETURN ⓘ

77.64%

BUYING POWER ⓘ

\$60,082.71

CASH ⓘ

\$18,578.81

GAME INFO

CURRENT RANK

278,745 ↑ of 1,455,151 Players

TOP PLAYER

[thegoldenunicorn](#) \$133,614,035,284,410.00

PERFORMANCE

1W

1M

3M

6M

1Y

ⓘ Your performance chart will update daily starting tomorrow

S&P 500

\$ %

PERFORMANCE HISTORY

[Support](#)

HOLDINGS

⊗ Market is closed. Opens in 16hr, 6min

STOCKS & ETFs

OPTIONS

SHORTS

TOTAL VALUE	TODAY'S CHANGE	TOTAL GAIN/LOSS						
\$83,007.79	\$0.00 (0.00%)	\$1,866.59 (2.30%) ↑						

Symbol	Description	Current Price	Today's Change	Purchase Price	QTY	Total Value	Total Gain/Loss ↓	Trade Actions
CMG	Chipotle Mexican Grill	\$2,638.35	\$17.87 (0.68%) ↑	\$2,502.59	1	\$2,638.35	\$135.76 (5.42%) ↑	⊕ Buy Mor ⊖ Sell
MDB	MongoDB Inc - Ordinary Shares - Class A	\$500.90	\$25.78 (5.43%) ↑	\$433.92	1	\$500.90	\$66.99 (15.44%) ↑	⊕ Buy Mor ⊖ Sell
FICO	Fair Isaac Corp.	\$1,323.81	\$2.37 (0.18%) ↑	\$1,259.81	1	\$1,323.81	\$64.00 (5.08%) ↑	⊕ Buy Mor ⊖ Sell
LRCX	Lam Research Corp.	\$911.58	\$47.22 (5.46%) ↑	\$849.01	1	\$911.58	\$62.57 (7.37%) ↑	⊕ Buy Mor ⊖ Sell
AVGO	Broadcom Inc	\$1,283.44	\$8.68 (0.68%) ↑	\$1,226.96	1	\$1,283.44	\$56.48 (4.60%) ↑	⊕ Buy Mor ⊖ Sell
ASML	ASML Holding NV - New York Shares	\$949.60	\$26.66 (2.89%) ↑	\$898.00	1	\$949.60	\$51.61 (5.75%) ↑	⊕ Buy Mor ⊖ Sell
KLAC	KLA Corp.	\$649.80	\$31.31 (5.06%) ↑	\$608.31	1	\$649.80	\$41.50 (6.82%) ↑	⊕ Buy Mor ⊖ Sell
HUBS	HubSpot Inc	\$646.63	\$17.94 (2.85%) ↑	\$608.02	1	\$646.63	\$38.61 (6.35%) ↑	⊕ Buy Mor ⊖ Sell
CYBR	CyberArk Software Ltd	\$281.31	\$19.71 (7.53%) ↑	\$245.81	1	\$281.31	\$35.50 (14.44%) ↑	⊕ Buy Mor ⊖ Sell
CRWD	CrowdStrike Holdings Inc - Ordinary Shares - Class A	\$329.34	\$6.30 (1.95%) ↑	\$296.14	1	\$329.34	\$33.20 (11.21%) ↑	⊕ Buy Mor ⊖ Sell
NOW	ServiceNow Inc	\$812.94	\$13.53 (1.69%) ↑	\$782.00	1	\$812.94	\$30.94 (3.96%) ↑	⊕ Buy Mor ⊖ Sell
NVDA	NVIDIA Corp	\$721.33	\$24.92 (3.58%) ↑	\$692.14	1	\$721.33	\$29.19 (4.22%) ↑	⊕ Buy Mor ⊖ Sell
MELI	MercadoLibre Inc	\$1,742.26	\$9.43 (0.54%) ↑	\$1,716.07	1	\$1,742.26	\$26.19 (1.53%) ↑	⊕ Buy Mor ⊖ Sell
KNSL	Kinsale Capital Group Inc	\$419.09	\$9.67 (2.36%) ↑	\$394.20	1	\$419.09	\$24.89 (6.31%) ↑	⊕ Buy Mor ⊖ Sell
SOXX	BlackRock Institutional Trust Company N.A. - iShares Semiconductor ETF	\$629.43	\$12.29 (1.99%) ↑	\$604.92	1	\$629.43	\$24.51 (4.05%) ↑	⊕ Buy Mor ⊖ Sell
NET	Cloudflare Inc - Ordinary Shares - Class A	\$107.92	\$17.61 (19.50%) ↑	\$83.75	1	\$107.92	\$24.17 (28.86%) ↑	⊕ Buy Mor ⊖ Sell
SPOT	Spotify Technology S.A.	\$240.77	\$0.76 (0.32%) ↑	\$217.25	1	\$240.77	\$23.52 (10.83%) ↑	⊕ Buy Mor ⊖ Sell
WTW	Willis Towers Watson Public Limited Co	\$271.86	\$1.75 (0.65%) ↑	\$248.92	1	\$271.86	\$22.94 (9.22%) ↑	⊕ Buy Mor ⊖ Sell
SNPS	Synopsys, Inc.	\$575.30	\$4.61 (0.81%) ↑	\$554.11	1	\$575.30	\$21.19 (3.82%) ↑	⊕ Buy Mor ⊖ Sell
ANET	Arista Networks Inc	\$282.45	\$6.56 (2.38%) ↑	\$262.00	1	\$282.45	\$20.45 (7.81%) ↑	⊕ Buy Mor ⊖ Sell
RACE	Ferrari N.V.	\$392.56	\$7.41 (1.92%) ↑	\$373.79	1	\$392.56	\$18.77 (5.02%) ↑	⊕ Buy Mor ⊖ Sell

Symbol	Description	Current Price	Today's Change	Purchase Price	QTY	Total Value	Total Gain/Loss ↓	Trade Actions
AMZN	Amazon.com Inc.	\$174.45	\$4.61 ↑ (2.71%)	\$155.87	1	\$174.45	\$18.58 ↑ (11.92%)	⊕ Buy More ⊖ Sell
REGN	Regeneron Pharmaceuticals, Inc.	\$953.42	\$6.99 ↑ (0.74%)	\$935.00	1	\$953.42	\$18.42 ↑ (1.97%)	⊕ Buy More ⊖ Sell
ODFL	Old Dominion Freight Line, Inc.	\$435.33	\$0.17 ↑ (0.04%)	\$417.00	1	\$435.33	\$18.33 ↑ (4.40%)	⊕ Buy More ⊖ Sell
SNOW	Snowflake Inc - Ordinary Shares - Class A	\$233.28	\$10.38 ↑ (4.66%)	\$217.50	1	\$233.28	\$15.78 ↑ (7.26%)	⊕ Buy More ⊖ Sell
CACI	Caci International Inc. - Registered Shares - Class A	\$360.84	\$5.48 ↑ (1.54%)	\$345.77	1	\$360.84	\$15.07 ↑ (4.36%)	⊕ Buy More ⊖ Sell
AMAT	Applied Materials Inc.	\$185.84	\$11.95 ↑ (6.87%)	\$170.86	1	\$185.84	\$14.98 ↑ (8.77%)	⊕ Buy More ⊖ Sell
PH	Parker-Hannifin Corp.	\$521.38	\$5.87 ↑ (1.14%)	\$506.41	1	\$521.38	\$14.97 ↑ (2.96%)	⊕ Buy More ⊖ Sell
COIN	Coinbase Global Inc - Ordinary Shares - Class A	\$141.99	\$9.44 ↑ (7.12%)	\$127.22	1	\$141.99	\$14.77 ↑ (11.61%)	⊕ Buy More ⊖ Sell
BLD	TopBuild Corp	\$391.54	\$0.62 ↑ (0.16%)	\$377.20	1	\$391.54	\$14.34 ↑ (3.80%)	⊕ Buy More ⊖ Sell
LLY	Lilly(Eli) & Co	\$740.16	\$4.48 ↑ (0.61%)	\$726.12	1	\$740.16	\$14.05 ↑ (1.93%)	⊕ Buy More ⊖ Sell
ADSK	Autodesk Inc.	\$266.68	\$5.17 ↑ (1.98%)	\$252.72	1	\$266.68	\$13.97 ↑ (5.53%)	⊕ Buy More ⊖ Sell
ARCB	ArcBest Corp	\$143.81	\$4.00 ↑ (2.86%)	\$130.00	1	\$143.81	\$13.81 ↑ (10.62%)	⊕ Buy More ⊖ Sell
DECK	Deckers Outdoor Corp.	\$845.22	\$12.80 ↑ (1.54%)	\$831.47	1	\$845.22	\$13.75 ↑ (1.65%)	⊕ Buy More ⊖ Sell
DDS	Dillard`s Inc. - Ordinary Shares - Class A	\$409.86	\$14.74 ↑ (3.73%)	\$396.58	1	\$409.86	\$13.28 ↑ (3.35%)	⊕ Buy More ⊖ Sell
WST	West Pharmaceutical Services, Inc.	\$409.64	-\$1.26 ↓ (-0.31%)	\$396.60	1	\$409.64	\$13.04 ↑ (3.29%)	⊕ Buy More ⊖ Sell
ELF	e.l.f. Beauty Inc	\$174.52	\$2.98 ↑ (1.74%)	\$161.50	1	\$174.52	\$13.02 ↑ (8.06%)	⊕ Buy More ⊖ Sell
CI	Cigna Group (The)	\$334.93	\$2.64 ↑ (0.79%)	\$322.00	1	\$334.93	\$12.93 ↑ (4.02%)	⊕ Buy More ⊖ Sell
WDAY	Workday Inc - Ordinary Shares - Class A	\$304.89	\$6.24 ↑ (2.09%)	\$292.07	1	\$304.89	\$12.83 ↑ (4.39%)	⊕ Buy More ⊖ Sell
CDW	CDW Corp	\$245.23	\$1.27 ↑ (0.52%)	\$232.47	1	\$245.23	\$12.76 ↑ (5.49%)	⊕ Buy More ⊖ Sell
COST	Costco Wholesale Corp	\$723.40	-\$0.76 ↓ (-0.10%)	\$710.64	1	\$723.40	\$12.76 ↑ (1.80%)	⊕ Buy More ⊖ Sell
TM	Toyota Motor Corporation - ADR	\$224.46	-\$1.85 ↓ (-0.82%)	\$211.87	1	\$224.46	\$12.59 ↑ (5.94%)	⊕ Buy More ⊖ Sell
INTU	Intuit Inc	\$658.16	\$5.09 ↑ (0.78%)	\$645.58	1	\$658.16	\$12.58 ↑ (1.95%)	⊕ Buy More ⊖ Sell
NXPI	NXP Semiconductors NV	\$233.55	\$5.72 ↑ (2.51%)	\$220.98	1	\$233.55	\$12.57 ↑ (5.69%)	⊕ Buy More ⊖ Sell

Symbol	Description	Current Price	Today's Change	Purchase Price	QTY	Total Value	Total Gain/Loss ↓	Trade Actions
MLM	Martin Marietta Materials, Inc.	\$527.14	\$1.73 (0.33%) ↑	\$514.72	1	\$527.14	\$12.42 (2.41%) ↑	⊕ Buy More ⊖ Sell
AON	Aon plc. - Ordinary Shares - Class A	\$312.56	\$5.38 (1.75%) ↑	\$300.57	1	\$312.56	\$12.00 (3.99%) ↑	⊕ Buy More ⊖ Sell
DASH	DoorDash Inc - Ordinary Shares - Class A	\$119.31	\$1.01 (0.85%) ↑	\$108.07	1	\$119.31	\$11.25 (10.41%) ↑	⊕ Buy More ⊖ Sell
CDNS	Cadence Design Systems, Inc.	\$311.94	\$4.58 (1.49%) ↑	\$301.42	1	\$311.94	\$10.52 (3.49%) ↑	⊕ Buy More ⊖ Sell
CEG	Constellation Energy Corporation	\$132.17	\$1.45 (1.11%) ↑	\$122.00	1	\$132.17	\$10.17 (8.34%) ↑	⊕ Buy More ⊖ Sell
GWW	W.W. Grainger Inc.	\$959.01	\$10.94 (1.15%) ↑	\$949.00	1	\$959.01	\$10.01 (1.05%) ↑	⊕ Buy More ⊖ Sell
BLDR	Builders Firstsource Inc	\$185.33	\$0.08 (0.04%) ↑	\$175.64	1	\$185.33	\$9.69 (5.52%) ↑	⊕ Buy More ⊖ Sell
ADBE	Adobe Inc	\$627.21	\$11.35 (1.84%) ↑	\$617.83	1	\$627.21	\$9.38 (1.52%) ↑	⊕ Buy More ⊖ Sell
SHOP	Shopify Inc - Ordinary Shares - Class A	\$90.72	\$2.85 (3.24%) ↑	\$81.40	1	\$90.72	\$9.32 (11.45%) ↑	⊕ Buy More ⊖ Sell
DDOG	Datadog Inc - Ordinary Shares - Class A	\$134.91	\$3.46 (2.63%) ↑	\$125.67	1	\$134.91	\$9.24 (7.35%) ↑	⊕ Buy More ⊖ Sell
TSLA	Tesla Inc	\$193.57	\$4.01 (2.12%) ↑	\$184.36	1	\$193.57	\$9.21 (5.00%) ↑	⊕ Buy More ⊖ Sell
AXP	American Express Co.	\$212.47	\$1.26 (0.60%) ↑	\$203.39	1	\$212.47	\$9.08 (4.46%) ↑	⊕ Buy More ⊖ Sell
HD	Home Depot, Inc.	\$363.15	-\$0.57 (-0.16%) ↓	\$354.85	1	\$363.15	\$8.30 (2.34%) ↑	⊕ Buy More ⊖ Sell
VMC	Vulcan Materials Co	\$240.00	\$1.56 (0.65%) ↑	\$232.40	1	\$240.00	\$7.60 (3.27%) ↑	⊕ Buy More ⊖ Sell
SHW	Sherwin-Williams Co.	\$311.74	-\$0.41 (-0.13%) ↓	\$304.50	1	\$311.74	\$7.24 (2.38%) ↑	⊕ Buy More ⊖ Sell
BLK	Blackrock Inc.	\$797.21	\$4.01 (0.51%) ↑	\$790.00	1	\$797.21	\$7.21 (0.91%) ↑	⊕ Buy More ⊖ Sell
AN	Autonation Inc.	\$152.17	\$5.16 (3.51%) ↑	\$144.98	1	\$152.17	\$7.19 (4.96%) ↑	⊕ Buy More ⊖ Sell
BRK.B	Berkshire Hathaway Inc. - Ordinary Shares - Class B	\$398.36	\$0.87 (0.22%) ↑	\$391.38	1	\$398.36	\$6.99 (1.78%) ↑	⊕ Buy More ⊖ Sell
ANF	Abercrombie & Fitch Co. - Ordinary Shares - Class A	\$110.11	\$2.79 (2.60%) ↑	\$103.17	1	\$110.11	\$6.94 (6.73%) ↑	⊕ Buy More ⊖ Sell
ETN	Eaton Corporation plc	\$277.96	\$4.75 (1.74%) ↑	\$271.45	1	\$277.96	\$6.51 (2.40%) ↑	⊕ Buy More ⊖ Sell
QCOM	Qualcomm, Inc.	\$151.00	\$2.82 (1.90%) ↑	\$144.50	1	\$151.00	\$6.50 (4.50%) ↑	⊕ Buy More ⊖ Sell
SYK	Stryker Corp.	\$341.96	\$2.93 (0.86%) ↑	\$335.57	1	\$341.96	\$6.39 (1.90%) ↑	⊕ Buy More ⊖ Sell
AVY	Avery Dennison Corp.	\$204.77	\$1.80 (0.89%) ↑	\$198.39	1	\$204.77	\$6.38 (3.22%) ↑	⊕ Buy More ⊖ Sell

Symbol	Description	Current Price	Today's Change	Purchase Price	QTY	Total Value	Total Gain/Loss ↓	Trade Actions
ICLR	Icon Plc	\$278.48	\$4.64 ↑ (1.69%)	\$272.25	1	\$278.48	\$6.23 ↑ (2.29%)	⊕ Buy More ⊖ Sell
ROP	Roper Technologies Inc	\$550.26	\$4.92 ↑ (0.90%)	\$544.10	1	\$550.26	\$6.16 ↑ (1.13%)	⊕ Buy More ⊖ Sell
AIZ	Assurant Inc	\$174.49	-\$0.08 ↓ (-0.05%)	\$168.37	1	\$174.49	\$6.12 ↑ (3.63%)	⊕ Buy More ⊖ Sell
CRM	Salesforce Inc	\$291.30	-\$0.65 ↓ (-0.22%)	\$285.20	1	\$291.30	\$6.10 ↑ (2.14%)	⊕ Buy More ⊖ Sell
GL	Globe Life Inc	\$125.94	\$0.99 ↑ (0.79%)	\$119.87	1	\$125.94	\$6.07 ↑ (5.06%)	⊕ Buy More ⊖ Sell
ALLE	Allegion plc	\$131.91	\$1.39 ↑ (1.06%)	\$126.08	1	\$131.91	\$5.83 ↑ (4.62%)	⊕ Buy More ⊖ Sell
DUOL	Duolingo Inc - Ordinary Shares - Class A	\$191.74	\$6.48 ↑ (3.50%)	\$185.96	1	\$191.74	\$5.78 ↑ (3.11%)	⊕ Buy More ⊖ Sell
MMC	Marsh & McLennan Cos., Inc.	\$197.91	\$1.11 ↑ (0.56%)	\$192.25	1	\$197.91	\$5.66 ↑ (2.94%)	⊕ Buy More ⊖ Sell
LIN	Linde Plc.	\$419.42	\$5.42 ↑ (1.31%)	\$413.81	1	\$419.42	\$5.61 ↑ (1.36%)	⊕ Buy More ⊖ Sell
J	Jacobs Solutions Inc	\$145.52	\$2.35 ↑ (1.64%)	\$140.05	1	\$145.52	\$5.47 ↑ (3.91%)	⊕ Buy More ⊖ Sell
VV	Valvoline Inc	\$39.73	\$0.37 ↑ (0.94%)	\$34.28	1	\$39.73	\$5.45 ↑ (15.90%)	⊕ Buy More ⊖ Sell
MKL	Markel Group Inc	\$1,428.94	\$20.49 ↑ (1.45%)	\$1,423.53	1	\$1,428.94	\$5.41 ↑ (0.38%)	⊕ Buy More ⊖ Sell
CAVA	Cava Group Inc	\$52.88	\$0.11 ↑ (0.21%)	\$47.50	1	\$52.88	\$5.38 ↑ (11.33%)	⊕ Buy More ⊖ Sell
MPWR	Monolithic Power System Inc	\$752.31	\$15.24 ↑ (2.07%)	\$747.00	1	\$752.31	\$5.31 ↑ (0.71%)	⊕ Buy More ⊖ Sell
MSFT	Microsoft Corporation	\$420.55	\$6.44 ↑ (1.56%)	\$415.25	1	\$420.55	\$5.30 ↑ (1.28%)	⊕ Buy More ⊖ Sell
ELV	Elevance Health Inc	\$506.08	\$3.93 ↑ (0.78%)	\$500.95	1	\$506.08	\$5.13 ↑ (1.02%)	⊕ Buy More ⊖ Sell
OSCR	Oscar Health Inc - Ordinary Shares - Class A	\$17.68	\$1.00 ↑ (6.00%)	\$12.59	1	\$17.68	\$5.09 ↑ (40.43%)	⊕ Buy More ⊖ Sell
QQQ	Invesco Capital Management LLC - Invesco QQQ Trust Series 1	\$437.05	\$4.26 ↑ (0.98%)	\$432.04	1	\$437.05	\$5.01 ↑ (1.16%)	⊕ Buy More ⊖ Sell
APO	Apollo Global Management Inc - Ordinary Shares - Class A (New)	\$109.93	\$2.52 ↑ (2.35%)	\$105.00	1	\$109.93	\$4.93 ↑ (4.70%)	⊕ Buy More ⊖ Sell
IBKR	Interactive Brokers Group Inc - Ordinary Shares - Class A	\$98.06	\$2.69 ↑ (2.82%)	\$93.25	1	\$98.06	\$4.81 ↑ (5.16%)	⊕ Buy More ⊖ Sell
VGT	Vanguard Group, Inc. - Vanguard Information Technology ETF	\$521.44	\$7.79 ↑ (1.52%)	\$516.67	1	\$521.44	\$4.77 ↑ (0.92%)	⊕ Buy More ⊖ Sell

Symbol	Description	Current Price	Today's Change	Purchase Price	QTY	Total Value	Total Gain/Loss ↓	Trade Actions
ENPH	Enphase Energy Inc	\$122.47	\$5.59 ↑ (4.78%)	\$117.85	1	\$122.47	\$4.62 ↑ (3.92%)	⊕ Buy More ⊖ Sell
ESTC	Elastic N.V	\$130.39	\$3.85 ↑ (3.04%)	\$125.77	1	\$130.39	\$4.62 ↑ (3.67%)	⊕ Buy More ⊖ Sell
PLAY	Dave & Buster`s Entertainment Inc	\$59.47	\$1.42 ↑ (2.45%)	\$54.92	1	\$59.47	\$4.55 ↑ (8.28%)	⊕ Buy More ⊖ Sell
RYAAY	Ryanair Holdings Plc - ADR	\$139.87	\$0.88 ↑ (0.63%)	\$135.36	1	\$139.87	\$4.51 ↑ (3.33%)	⊕ Buy More ⊖ Sell
ROK	Rockwell Automation Inc	\$283.50	\$4.79 ↑ (1.72%)	\$279.00	1	\$283.50	\$4.50 ↑ (1.61%)	⊕ Buy More ⊖ Sell
POOL	Pool Corporation	\$386.65	-\$0.69 ↓ (-0.18%)	\$382.21	1	\$386.65	\$4.44 ↑ (1.16%)	⊕ Buy More ⊖ Sell
GTLS	Chart Industries Inc	\$122.24	\$3.52 ↑ (2.96%)	\$117.85	1	\$122.24	\$4.40 ↑ (3.73%)	⊕ Buy More ⊖ Sell
ETSY	Etsy Inc	\$78.09	\$3.60 ↑ (4.83%)	\$73.72	1	\$78.09	\$4.37 ↑ (5.93%)	⊕ Buy More ⊖ Sell
MNDY	Monday.Com Ltd	\$235.92	\$8.85 ↑ (3.90%)	\$231.58	1	\$235.92	\$4.34 ↑ (1.87%)	⊕ Buy More ⊖ Sell
ISRG	Intuitive Surgical Inc	\$388.22	\$1.28 ↑ (0.33%)	\$383.94	1	\$388.22	\$4.28 ↑ (1.11%)	⊕ Buy More ⊖ Sell
FLT	Fleetcor Technologies Inc	\$273.40	\$8.28 ↑ (3.12%)	\$269.14	1	\$273.40	\$4.26 ↑ (1.58%)	⊕ Buy More ⊖ Sell
KVYO	Klaviyo Inc - Ordinary Shares - Series A	\$30.27	\$2.07 ↑ (7.34%)	\$26.13	1	\$30.27	\$4.14 ↑ (15.84%)	⊕ Buy More ⊖ Sell
ACN	Accenture plc - Ordinary Shares - Class A	\$371.67	\$3.19 ↑ (0.87%)	\$367.57	1	\$371.67	\$4.10 ↑ (1.12%)	⊕ Buy More ⊖ Sell
COO	Cooper Companies, Inc.	\$376.60	\$2.95 ↑ (0.79%)	\$372.65	1	\$376.60	\$3.95 ↑ (1.06%)	⊕ Buy More ⊖ Sell
BAH	Booz Allen Hamilton Holding Corp - Ordinary Shares - Class A	\$146.69	\$2.58 ↑ (1.79%)	\$142.75	1	\$146.69	\$3.94 ↑ (2.76%)	⊕ Buy More ⊖ Sell
GE	General Electric Co.	\$139.28	\$0.23 ↑ (0.17%)	\$135.43	1	\$139.28	\$3.85 ↑ (2.84%)	⊕ Buy More ⊖ Sell
PANW	Palo Alto Networks Inc	\$376.90	\$9.88 ↑ (2.69%)	\$373.05	1	\$376.90	\$3.85 ↑ (1.03%)	⊕ Buy More ⊖ Sell
AWI	Armstrong World Industries Inc.	\$104.85	\$0.24 ↑ (0.23%)	\$101.05	1	\$104.85	\$3.80 ↑ (3.76%)	⊕ Buy More ⊖ Sell
XLK	SSgA Active Trust - Technology Select Sector SPDR ETF	\$207.84	\$2.76 ↑ (1.35%)	\$204.09	1	\$207.84	\$3.76 ↑ (1.84%)	⊕ Buy More ⊖ Sell
GOOGL	Alphabet Inc - Ordinary Shares - Class A	\$149.00	\$3.09 ↑ (2.12%)	\$145.27	1	\$149.00	\$3.74 ↑ (2.57%)	⊕ Buy More ⊖ Sell
ALRM	Alarm.com Holdings Inc	\$66.36	\$1.78 ↑ (2.76%)	\$62.66	1	\$66.36	\$3.70 ↑ (5.90%)	⊕ Buy More ⊖ Sell
ASO	Academy Sports and Outdoors Inc	\$68.01	\$1.67 ↑ (2.52%)	\$64.34	1	\$68.01	\$3.68 ↑ (5.71%)	⊕ Buy More ⊖ Sell
CNC	Centene Corp.	\$77.33	\$0.83 ↑ (1.08%)	\$73.76	1	\$77.33	\$3.58 ↑ (4.85%)	⊕ Buy More

Symbol	Description	Current Price	Today's Change	Purchase Price	QTY	Total Value	Total Gain/Loss ↓	Trade Actions
								⊖ Sell
MDY	State Street Global Advisors - S&P MidCap 400 ETF	\$512.91	\$3.80 (0.75%) ↑	\$509.34	1	\$512.91	\$3.57 (0.70%) ↑	⊕ Buy More ⊖ Sell
ALGN	Align Technology, Inc.	\$296.37	\$1.37 (0.46%) ↑	\$292.83	1	\$296.37	\$3.54 (1.21%) ↑	⊕ Buy More ⊖ Sell
VRSK	Verisk Analytics Inc	\$250.61	\$1.35 (0.54%) ↑	\$247.10	1	\$250.61	\$3.51 (1.42%) ↑	⊕ Buy More ⊖ Sell
GOOG	Alphabet Inc - Ordinary Shares - Class C	\$150.22	\$3.00 (2.04%) ↑	\$146.73	1	\$150.22	\$3.49 (2.38%) ↑	⊕ Buy More ⊖ Sell
STX	Seagate Technology Holdings Plc	\$89.41	\$1.73 (1.97%) ↑	\$86.04	1	\$89.41	\$3.37 (3.92%) ↑	⊕ Buy More ⊖ Sell
SPY	SSgA Active Trust - SPDR S&P 500 ETF Trust	\$501.20	\$2.88 (0.58%) ↑	\$497.92	1	\$501.20	\$3.28 (0.66%) ↑	⊕ Buy More ⊖ Sell
TSCO	Tractor Supply Co.	\$235.08	\$3.25 (1.40%) ↑	\$231.83	1	\$235.08	\$3.25 (1.40%) ↑	⊕ Buy More ⊖ Sell
PCOR	Procore Technologies Inc	\$74.63	\$0.66 (0.89%) ↑	\$71.39	1	\$74.63	\$3.24 (4.54%) ↑	⊕ Buy More ⊖ Sell
BX	Blackstone Inc	\$127.68	-\$0.16 (-0.13%) ↓	\$124.47	1	\$127.68	\$3.21 (2.58%) ↑	⊕ Buy More ⊖ Sell
VLO	Valero Energy Corp.	\$143.06	\$1.26 (0.89%) ↑	\$139.85	1	\$143.06	\$3.21 (2.30%) ↑	⊕ Buy More ⊖ Sell
BURL	Burlington Stores Inc	\$197.67	-\$2.28 (-1.14%) ↓	\$194.53	1	\$197.67	\$3.14 (1.61%) ↑	⊕ Buy More ⊖ Sell
BDX	Becton Dickinson & Co.	\$243.75	\$3.04 (1.26%) ↑	\$240.62	1	\$243.75	\$3.13 (1.30%) ↑	⊕ Buy More ⊖ Sell
IR	Ingersoll-Rand Inc	\$85.90	\$0.52 (0.61%) ↑	\$82.86	1	\$85.90	\$3.04 (3.67%) ↑	⊕ Buy More ⊖ Sell
IBM	International Business Machines Corp.	\$186.34	\$1.98 (1.07%) ↑	\$183.36	1	\$186.34	\$2.98 (1.63%) ↑	⊕ Buy More ⊖ Sell
AMD	Advanced Micro Devices Inc.	\$172.48	\$3.13 (1.85%) ↑	\$169.54	1	\$172.48	\$2.94 (1.73%) ↑	⊕ Buy More ⊖ Sell
IOT	Samsara Inc - Ordinary Shares - Class A	\$35.47	\$1.16 (3.38%) ↑	\$32.57	1	\$35.47	\$2.90 (8.90%) ↑	⊕ Buy More ⊖ Sell
AKAM	Akamai Technologies Inc	\$128.32	\$1.54 (1.21%) ↑	\$125.43	1	\$128.32	\$2.89 (2.30%) ↑	⊕ Buy More ⊖ Sell
DFS	Discover Financial Services	\$109.18	\$0.34 (0.31%) ↑	\$106.30	1	\$109.18	\$2.88 (2.71%) ↑	⊕ Buy More ⊖ Sell
VBK	Vanguard Group, Inc. - Vanguard Small Cap Growth ETF	\$246.57	\$2.98 (1.22%) ↑	\$243.70	1	\$246.57	\$2.87 (1.18%) ↑	⊕ Buy More ⊖ Sell
LHX	L3Harris Technologies Inc	\$209.84	\$0.54 (0.26%) ↑	\$206.99	1	\$209.84	\$2.85 (1.38%) ↑	⊕ Buy More ⊖ Sell
UNP	Union Pacific Corp.	\$249.45	\$0.63 (0.25%) ↑	\$246.64	1	\$249.45	\$2.81 (1.14%) ↑	⊕ Buy More ⊖ Sell
ARCT	Arcturus Therapeutics Holdings Inc	\$39.64	\$1.73 (4.56%) ↑	\$36.86	1	\$39.64	\$2.78 (7.54%) ↑	⊕ Buy More ⊖ Sell

Symbol	Description	Current Price	Today's Change	Purchase Price	QTY	Total Value	Total Gain/Loss ↓	Trade Actions
ALB	Albemarle Corp.	\$115.78	\$1.45 ↑ (1.27%)	\$113.03	1	\$115.78	\$2.75 ↑ (2.43%)	⊕ Buy More ⊖ Sell
AI	C3.ai Inc - Ordinary Shares - Class A	\$28.47	\$1.63 ↑ (6.07%)	\$25.73	1	\$28.47	\$2.74 ↑ (10.65%)	⊕ Buy More ⊖ Sell
LUV	Southwest Airlines Co	\$32.49	\$0.16 ↑ (0.49%)	\$29.78	1	\$32.49	\$2.71 ↑ (9.10%)	⊕ Buy More ⊖ Sell
SMH	VanEck ETF Trust - VanEck Semiconductor ETF	\$203.85	\$4.42 ↑ (2.22%)	\$201.15	1	\$203.85	\$2.70 ↑ (1.34%)	⊕ Buy More ⊖ Sell
CNM	Core & Main Inc - Ordinary Shares Class A	\$44.00	\$1.02 ↑ (2.37%)	\$41.33	1	\$44.00	\$2.67 ↑ (6.46%)	⊕ Buy More ⊖ Sell
BYD	Boyd Gaming Corp.	\$66.75	\$1.25 ↑ (1.91%)	\$64.09	1	\$66.75	\$2.66 ↑ (4.15%)	⊕ Buy More ⊖ Sell
APH	Amphenol Corp. - Ordinary Shares - Class A	\$105.29	\$0.43 ↑ (0.41%)	\$102.65	1	\$105.29	\$2.65 ↑ (2.58%)	⊕ Buy More ⊖ Sell
CLH	Clean Harbors, Inc.	\$179.88	\$1.78 ↑ (1.00%)	\$177.25	1	\$179.88	\$2.63 ↑ (1.48%)	⊕ Buy More ⊖ Sell
AMT	American Tower Corp.	\$194.44	\$0.80 ↑ (0.41%)	\$191.83	1	\$194.44	\$2.61 ↑ (1.36%)	⊕ Buy More ⊖ Sell
JBHT	J.B. Hunt Transport Services, Inc.	\$215.58	\$2.20 ↑ (1.03%)	\$212.97	1	\$215.58	\$2.61 ↑ (1.23%)	⊕ Buy More ⊖ Sell
CAR	Avis Budget Group Inc	\$168.88	\$2.74 ↑ (1.65%)	\$166.29	1	\$168.88	\$2.60 ↑ (1.56%)	⊕ Buy More ⊖ Sell
EVR	Evercore Inc - Ordinary Shares - Class A	\$178.49	\$2.61 ↑ (1.48%)	\$175.93	1	\$178.49	\$2.56 ↑ (1.46%)	⊕ Buy More ⊖ Sell
NOC	Northrop Grumman Corp.	\$454.92	\$3.70 ↑ (0.82%)	\$452.37	1	\$454.92	\$2.55 ↑ (0.56%)	⊕ Buy More ⊖ Sell
WAB	Westinghouse Air Brake Technologies Corp	\$136.68	-\$0.05 ↓ (-0.04%)	\$134.13	1	\$136.68	\$2.55 ↑ (1.90%)	⊕ Buy More ⊖ Sell
CHRD	Chord Energy Corp - Ordinary Shares - New	\$156.02	-\$0.15 ↓ (-0.10%)	\$153.54	1	\$156.02	\$2.48 ↑ (1.62%)	⊕ Buy More ⊖ Sell
AOS	A.O. Smith Corp.	\$80.54	\$0.29 ↑ (0.36%)	\$78.08	1	\$80.54	\$2.46 ↑ (3.15%)	⊕ Buy More ⊖ Sell
VRTX	Vertex Pharmaceuticals, Inc.	\$422.91	-\$0.15 ↓ (-0.04%)	\$420.48	1	\$422.91	\$2.43 ↑ (0.58%)	⊕ Buy More ⊖ Sell
ADP	Automatic Data Processing Inc.	\$249.99	-\$1.09 ↓ (-0.43%)	\$247.58	1	\$249.99	\$2.41 ↑ (0.97%)	⊕ Buy More ⊖ Sell
CTAS	Cintas Corporation	\$618.22	\$1.06 ↑ (0.17%)	\$615.81	1	\$618.22	\$2.41 ↑ (0.39%)	⊕ Buy More ⊖ Sell
FSLY	Fastly Inc - Ordinary Shares - Class A	\$24.26	\$0.99 ↑ (4.25%)	\$21.87	1	\$24.26	\$2.40 ↑ (10.95%)	⊕ Buy More ⊖ Sell
S	SentinelOne Inc - Ordinary Shares - Class A	\$29.70	\$0.66 ↑ (2.27%)	\$27.33	1	\$29.70	\$2.37 ↑ (8.67%)	⊕ Buy More ⊖ Sell
VRT	Vertiv Holdings Co - Ordinary Shares - Class A	\$63.52	\$1.85 ↑ (3.00%)	\$61.15	1	\$63.52	\$2.37 ↑ (3.88%)	⊕ Buy More ⊖ Sell

Symbol	Description	Current Price	Today's Change	Purchase Price	QTY	Total Value	Total Gain/Loss ↓	Trade Actions
BRO	Brown & Brown, Inc.	\$81.00	\$1.05 ↑ (1.31%)	\$78.66	1	\$81.00	\$2.34 ↑ (2.97%)	⊕ Buy More ⊖ Sell
CIEN	CIENA Corp.	\$56.74	\$1.26 ↑ (2.27%)	\$54.44	1	\$56.74	\$2.30 ↑ (4.22%)	⊕ Buy More ⊖ Sell
DINO	HF Sinclair Corp.	\$59.52	\$0.96 ↑ (1.64%)	\$57.25	1	\$59.52	\$2.27 ↑ (3.97%)	⊕ Buy More ⊖ Sell
DLR	Digital Realty Trust Inc	\$147.19	\$0.13 ↑ (0.09%)	\$144.92	1	\$147.19	\$2.27 ↑ (1.56%)	⊕ Buy More ⊖ Sell
MGM	MGM Resorts International	\$46.74	\$0.31 ↑ (0.67%)	\$44.47	1	\$46.74	\$2.27 ↑ (5.10%)	⊕ Buy More ⊖ Sell
VCR	Vanguard Group, Inc. - Vanguard Consumer Discretionary ETF	\$308.07	\$2.73 ↑ (0.89%)	\$305.81	1	\$308.07	\$2.26 ↑ (0.74%)	⊕ Buy More ⊖ Sell
ROST	Ross Stores, Inc.	\$145.87	-\$0.19 ↓ (-0.13%)	\$143.65	1	\$145.87	\$2.22 ↑ (1.55%)	⊕ Buy More ⊖ Sell
PTC	PTC Inc	\$183.10	\$1.56 ↑ (0.86%)	\$180.90	1	\$183.10	\$2.20 ↑ (1.22%)	⊕ Buy More ⊖ Sell
VUG	Vanguard Group, Inc. - Vanguard Growth ETF	\$337.68	\$3.71 ↑ (1.11%)	\$335.52	1	\$337.68	\$2.16 ↑ (0.64%)	⊕ Buy More ⊖ Sell
AMBA	Ambarella Inc	\$55.28	\$0.63 ↑ (1.15%)	\$53.13	1	\$55.28	\$2.15 ↑ (4.05%)	⊕ Buy More ⊖ Sell
YUM	Yum Brands Inc.	\$130.27	-\$0.13 ↓ (-0.10%)	\$128.13	1	\$130.27	\$2.14 ↑ (1.67%)	⊕ Buy More ⊖ Sell
BRBR	Bellring Brands Inc	\$59.38	\$0.52 ↑ (0.88%)	\$57.25	1	\$59.38	\$2.13 ↑ (3.72%)	⊕ Buy More ⊖ Sell
VOO	Vanguard Group, Inc. - Vanguard S&P 500 ETF	\$460.67	\$2.60 ↑ (0.57%)	\$458.54	1	\$460.67	\$2.13 ↑ (0.46%)	⊕ Buy More ⊖ Sell
ULCC	Frontier Group Holdings Inc	\$7.57	\$0.25 ↑ (3.42%)	\$5.50	1	\$7.57	\$2.07 ↑ (37.64%)	⊕ Buy More ⊖ Sell
ASAN	Asana Inc - Ordinary Shares - Class A	\$19.83	\$0.87 ↑ (4.59%)	\$17.79	1	\$19.83	\$2.04 ↑ (11.47%)	⊕ Buy More ⊖ Sell
VB	Vanguard Group, Inc. - Vanguard Small Cap ETF	\$214.13	\$1.98 ↑ (0.93%)	\$212.10	1	\$214.13	\$2.03 ↑ (0.96%)	⊕ Buy More ⊖ Sell
ARRY	Array Technologies Inc	\$15.22	\$1.06 ↑ (7.49%)	\$13.20	1	\$15.22	\$2.02 ↑ (15.30%)	⊕ Buy More ⊖ Sell
EA	Electronic Arts, Inc.	\$140.61	\$1.76 ↑ (1.27%)	\$138.60	1	\$140.61	\$2.01 ↑ (1.45%)	⊕ Buy More ⊖ Sell
PCAR	Paccar Inc.	\$106.01	\$0.40 ↑ (0.38%)	\$104.01	1	\$106.01	\$2.01 ↑ (1.93%)	⊕ Buy More ⊖ Sell
ZM	Zoom Video Communications Inc - Ordinary Shares - Class A	\$65.70	\$1.80 ↑ (2.82%)	\$63.69	1	\$65.70	\$2.01 ↑ (3.16%)	⊕ Buy More ⊖ Sell
AAPL	Apple Inc	\$188.85	\$0.77 ↑ (0.41%)	\$186.86	1	\$188.85	\$1.99 ↑ (1.06%)	⊕ Buy More ⊖ Sell
KMX	Carmax Inc	\$74.79	\$1.49 ↑ (2.03%)	\$72.94	1	\$74.79	\$1.85 ↑ (2.54%)	⊕ Buy More ⊖ Sell
HOG	Harley-Davidson, Inc.	\$36.85	\$1.94 ↑ (5.56%)	\$35.04	1	\$36.85	\$1.81 ↑ (5.17%)	⊕ Buy More

Symbol	Description	Current Price	Today's Change	Purchase Price	QTY	Total Value	Total Gain/Loss ↓	Trade Actions
								⊖ Sell
ABNB	Airbnb Inc - Ordinary Shares - Class A	\$147.60	-\$2.94 (-1.96%) ↓	\$145.84	1	\$147.60	\$1.76 (1.20%) ↑	⊕ Buy More ⊖ Sell
CRI	Carters Inc	\$81.21	\$0.35 (0.43%) ↑	\$79.45	1	\$81.21	\$1.76 (2.22%) ↑	⊕ Buy More ⊖ Sell
EL	Estee Lauder Cos., Inc. - Ordinary Shares - Class A	\$143.34	\$2.57 (1.83%) ↑	\$141.59	1	\$143.34	\$1.75 (1.24%) ↑	⊕ Buy More ⊖ Sell
DOCN	DigitalOcean Holdings Inc	\$39.42	\$2.68 (7.29%) ↑	\$37.69	1	\$39.42	\$1.73 (4.59%) ↑	⊕ Buy More ⊖ Sell
AEO	American Eagle Outfitters Inc.	\$22.48	\$0.86 (3.98%) ↑	\$20.76	1	\$22.48	\$1.72 (8.29%) ↑	⊕ Buy More ⊖ Sell
MET	Metlife Inc	\$67.50	\$0.75 (1.12%) ↑	\$65.78	1	\$67.50	\$1.72 (2.61%) ↑	⊕ Buy More ⊖ Sell
AJG	Arthur J. Gallagher & Co.	\$238.84	\$1.81 (0.76%) ↑	\$237.15	1	\$238.84	\$1.69 (0.71%) ↑	⊕ Buy More ⊖ Sell
DOV	Dover Corp.	\$160.53	\$0.42 (0.26%) ↑	\$158.85	1	\$160.53	\$1.68 (1.06%) ↑	⊕ Buy More ⊖ Sell
ULTA	Ulta Beauty Inc	\$522.63	\$3.51 (0.68%) ↑	\$521.00	1	\$522.63	\$1.63 (0.31%) ↑	⊕ Buy More ⊖ Sell
XLY	SSgA Active Trust - Consumer Discretionary Select Sector SPDR	\$179.90	\$1.27 (0.71%) ↑	\$178.31	1	\$179.90	\$1.59 (0.89%) ↑	⊕ Buy More ⊖ Sell
STLA	Stellantis N.V	\$24.41	\$0.36 (1.50%) ↑	\$22.86	1	\$24.41	\$1.55 (6.78%) ↑	⊕ Buy More ⊖ Sell
VV	Vanguard Group, Inc. - Vanguard Large Cap ETF	\$230.54	\$1.38 (0.60%) ↑	\$228.99	1	\$230.54	\$1.55 (0.68%) ↑	⊕ Buy More ⊖ Sell
CMA	Comerica, Inc.	\$51.35	\$0.28 (0.55%) ↑	\$49.83	1	\$51.35	\$1.52 (3.05%) ↑	⊕ Buy More ⊖ Sell
KKR	KKR & Co. Inc	\$97.03	\$0.48 (0.50%) ↑	\$95.51	1	\$97.03	\$1.52 (1.59%) ↑	⊕ Buy More ⊖ Sell
OLED	Universal Display Corp.	\$183.74	\$2.30 (1.27%) ↑	\$182.23	1	\$183.74	\$1.51 (0.83%) ↑	⊕ Buy More ⊖ Sell
PHR	Phreesia Inc	\$27.91	\$0.89 (3.29%) ↑	\$26.40	1	\$27.91	\$1.51 (5.72%) ↑	⊕ Buy More ⊖ Sell
LOW	Lowe`s Cos., Inc.	\$222.26	\$1.87 (0.85%) ↑	\$220.81	1	\$222.26	\$1.45 (0.66%) ↑	⊕ Buy More ⊖ Sell
CART	Maplebear Inc.	\$26.60	\$0.53 (2.03%) ↑	\$25.16	1	\$26.60	\$1.44 (5.72%) ↑	⊕ Buy More ⊖ Sell
CFR	Cullen Frost Bankers Inc.	\$103.18	\$1.42 (1.40%) ↑	\$101.75	1	\$103.18	\$1.43 (1.41%) ↑	⊕ Buy More ⊖ Sell
ALKT	Alkami Technology Inc	\$26.18	\$0.87 (3.44%) ↑	\$24.76	1	\$26.18	\$1.42 (5.74%) ↑	⊕ Buy More ⊖ Sell
CRDO	Credo Technology Group Holding Ltd	\$22.55	\$1.31 (6.17%) ↑	\$21.15	1	\$22.55	\$1.40 (6.62%) ↑	⊕ Buy More ⊖ Sell
CHDN	Churchill Downs, Inc.	\$123.75	\$0.75 (0.61%) ↑	\$122.38	1	\$123.75	\$1.37 (1.12%) ↑	⊕ Buy More ⊖ Sell

Symbol	Description	Current Price	Today's Change	Purchase Price	QTY	Total Value	Total Gain/Loss ↓	Trade Actions
BNRE	Brookfield Reinsurance Ltd - Ordinary Shares (Exchangeable Shares, Sub Voting) - Class A	\$40.75	\$0.20 (0.49%) ↑	\$39.39	1	\$40.75	\$1.36 (3.45%) ↑	⊕ Buy More ⊖ Sell
IJT	BlackRock Institutional Trust Company N.A. - iShares S&P Small-Cap 600 Growth ETF	\$125.41	\$1.85 (1.50%) ↑	\$124.05	1	\$125.41	\$1.36 (1.10%) ↑	⊕ Buy More ⊖ Sell
AVB	Avalonbay Communities Inc.	\$174.63	\$0.10 (0.06%) ↑	\$173.28	1	\$174.63	\$1.35 (0.78%) ↑	⊕ Buy More ⊖ Sell
COHR	Coherent Corp	\$62.35	\$0.54 (0.87%) ↑	\$61.00	1	\$62.35	\$1.35 (2.21%) ↑	⊕ Buy More ⊖ Sell
IWC	BlackRock Institutional Trust Company N.A. - iShares Micro-Cap ETF	\$114.72	\$1.65 (1.46%) ↑	\$113.38	1	\$114.72	\$1.34 (1.18%) ↑	⊕ Buy More ⊖ Sell
BBWI	Bath & Body Works Inc	\$44.72	\$0.35 (0.79%) ↑	\$43.40	1	\$44.72	\$1.32 (3.04%) ↑	⊕ Buy More ⊖ Sell
BEAM	Beam Therapeutics Inc	\$29.05	\$0.94 (3.34%) ↑	\$27.76	1	\$29.05	\$1.29 (4.65%) ↑	⊕ Buy More ⊖ Sell
FND	Floor & Decor Holdings Inc - Ordinary Shares - Class A	\$108.66	\$2.20 (2.07%) ↑	\$107.37	1	\$108.66	\$1.29 (1.20%) ↑	⊕ Buy More ⊖ Sell
IP	International Paper Co.	\$35.26	\$0.37 (1.06%) ↑	\$33.98	1	\$35.26	\$1.28 (3.77%) ↑	⊕ Buy More ⊖ Sell
AFL	Aflac Inc.	\$78.23	\$0.12 (0.15%) ↑	\$76.97	1	\$78.23	\$1.27 (1.64%) ↑	⊕ Buy More ⊖ Sell
CTVA	Corteva Inc	\$53.60	\$0.36 (0.68%) ↑	\$52.34	1	\$53.60	\$1.26 (2.41%) ↑	⊕ Buy More ⊖ Sell
CINF	Cincinnati Financial Corp.	\$108.89	\$1.29 (1.20%) ↑	\$107.65	1	\$108.89	\$1.24 (1.15%) ↑	⊕ Buy More ⊖ Sell
TEL	TE Connectivity Ltd - Registered Shares	\$144.05	\$0.94 (0.66%) ↑	\$142.82	1	\$144.05	\$1.23 (0.86%) ↑	⊕ Buy More ⊖ Sell
PYPL	PayPal Holdings Inc	\$58.91	\$2.78 (4.95%) ↑	\$57.69	1	\$58.91	\$1.22 (2.12%) ↑	⊕ Buy More ⊖ Sell
KSS	Kohl's Corp.	\$26.94	\$0.02 (0.07%) ↑	\$25.76	1	\$26.94	\$1.18 (4.58%) ↑	⊕ Buy More ⊖ Sell
CGNX	Cognex Corp.	\$36.76	\$0.72 (2.00%) ↑	\$35.59	1	\$36.76	\$1.17 (3.29%) ↑	⊕ Buy More ⊖ Sell
ALK	Alaska Air Group Inc.	\$37.19	\$0.68 (1.86%) ↑	\$36.05	1	\$37.19	\$1.14 (3.16%) ↑	⊕ Buy More ⊖ Sell
VBR	Vanguard Group, Inc. - Vanguard Small Cap Value ETF	\$178.45	\$1.23 (0.69%) ↑	\$177.31	1	\$178.45	\$1.14 (0.64%) ↑	⊕ Buy More ⊖ Sell
WMT	Walmart Inc	\$169.28	-\$0.09 (-0.05%) ↓	\$168.15	1	\$169.28	\$1.13 (0.67%) ↑	⊕ Buy More ⊖ Sell
TXN	Texas Instruments Inc.	\$162.40	\$2.19 (1.37%) ↑	\$161.28	1	\$162.40	\$1.12 (0.69%) ↑	⊕ Buy More ⊖ Sell

Symbol	Description	Current Price	Today's Change	Purchase Price	QTY	Total Value	Total Gain/Loss ↓	Trade Actions
ES	Eversource Energy	\$54.98	\$0.91 ↑ (1.68%)	\$53.88	1	\$54.98	\$1.10 ↑ (2.04%)	⊕ Buy More ⊖ Sell
OTIS	Otis Worldwide Corp	\$91.08	\$0.21 ↑ (0.23%)	\$90.00	1	\$91.08	\$1.08 ↑ (1.20%)	⊕ Buy More ⊖ Sell
AGIO	Agios Pharmaceuticals Inc	\$25.14	\$0.96 ↑ (3.97%)	\$24.08	1	\$25.14	\$1.06 ↑ (4.40%)	⊕ Buy More ⊖ Sell
BALL	Ball Corp.	\$59.17	\$0.03 ↑ (0.05%)	\$58.13	1	\$59.17	\$1.04 ↑ (1.79%)	⊕ Buy More ⊖ Sell
CSIQ	Canadian Solar Inc	\$22.91	\$0.84 ↑ (3.81%)	\$21.88	1	\$22.91	\$1.03 ↑ (4.71%)	⊕ Buy More ⊖ Sell
TOST	Toast Inc - Ordinary Shares - Class A	\$19.28	\$0.19 ↑ (1.00%)	\$18.25	1	\$19.28	\$1.03 ↑ (5.64%)	⊕ Buy More ⊖ Sell
IOVA	Iovance Biotherapeutics Inc	\$9.18	\$0.50 ↑ (5.76%)	\$8.17	1	\$9.18	\$1.01 ↑ (12.36%)	⊕ Buy More ⊖ Sell
ICE	Intercontinental Exchange Inc	\$135.49	\$1.37 ↑ (1.02%)	\$134.51	1	\$135.49	\$0.98 ↑ (0.73%)	⊕ Buy More ⊖ Sell
ODP	ODP Corporation (The)	\$53.79	\$1.29 ↑ (2.46%)	\$52.81	1	\$53.79	\$0.98 ↑ (1.86%)	⊕ Buy More ⊖ Sell
SBUX	Starbucks Corp.	\$97.30	\$0.71 ↑ (0.74%)	\$96.32	1	\$97.30	\$0.98 ↑ (1.02%)	⊕ Buy More ⊖ Sell
DELL	Dell Technologies Inc - Ordinary Shares - Class C	\$86.20	\$1.40 ↑ (1.65%)	\$85.25	1	\$86.20	\$0.95 ↑ (1.11%)	⊕ Buy More ⊖ Sell
WIX	Wix.com Ltd	\$133.30	\$2.36 ↑ (1.80%)	\$132.41	1	\$133.30	\$0.89 ↑ (0.67%)	⊕ Buy More ⊖ Sell
PFSI	PennyMac Financial Services Inc.	\$91.21	\$0.94 ↑ (1.04%)	\$90.33	1	\$91.21	\$0.88 ↑ (0.97%)	⊕ Buy More ⊖ Sell
ARMK	Aramark	\$30.51	\$1.10 ↑ (3.74%)	\$29.64	1	\$30.51	\$0.87 ↑ (2.94%)	⊕ Buy More ⊖ Sell
V	Visa Inc - Ordinary Shares - Class A	\$276.43	\$0.65 ↑ (0.24%)	\$275.56	1	\$276.43	\$0.87 ↑ (0.32%)	⊕ Buy More ⊖ Sell
WRK	WestRock Co	\$42.50	-\$0.32 ↓ (-0.75%)	\$41.63	1	\$42.50	\$0.87 ↑ (2.09%)	⊕ Buy More ⊖ Sell
PBF	PBF Energy Inc - Ordinary Shares - Class A	\$53.35	\$0.48 ↑ (0.91%)	\$52.49	1	\$53.35	\$0.86 ↑ (1.64%)	⊕ Buy More ⊖ Sell
CPRT	Copart, Inc.	\$50.91	-\$0.05 ↓ (-0.10%)	\$50.07	1	\$50.91	\$0.84 ↑ (1.69%)	⊕ Buy More ⊖ Sell
SPR	Spirit Aerosystems Holdings Inc - Ordinary Shares - Class A	\$29.12	\$0.85 ↑ (3.01%)	\$28.28	1	\$29.12	\$0.84 ↑ (2.97%)	⊕ Buy More ⊖ Sell
ENSG	Ensign Group Inc	\$118.90	\$0.84 ↑ (0.71%)	\$118.07	1	\$118.90	\$0.83 ↑ (0.70%)	⊕ Buy More ⊖ Sell
BNS	Bank Of Nova Scotia	\$47.00	\$1.14 ↑ (2.49%)	\$46.18	1	\$47.00	\$0.82 ↑ (1.78%)	⊕ Buy More ⊖ Sell
FOUR	Shift4 Payments Inc - Ordinary Shares - Class A	\$77.44	\$1.45 ↑ (1.91%)	\$76.62	1	\$77.44	\$0.82 ↑ (1.07%)	⊕ Buy More ⊖ Sell

Symbol	Description	Current Price	Today's Change	Purchase Price	QTY	Total Value	Total Gain/Loss ↓	Trade Actions
ZD	Ziff Davis Inc	\$67.40	\$0.88 ↑ (1.32%)	\$66.58	1	\$67.40	\$0.82 ↑ (1.23%)	⊕ Buy More ⊖ Sell
BAP	Credicorp Ltd	\$154.28	\$2.18 ↑ (1.43%)	\$153.47	1	\$154.28	\$0.81 ↑ (0.53%)	⊕ Buy More ⊖ Sell
ONEQ	Fidelity Covington Trust - Fidelity Nasdaq Composite Index ETF	\$63.03	\$0.77 ↑ (1.24%)	\$62.22	1	\$63.03	\$0.81 ↑ (1.30%)	⊕ Buy More ⊖ Sell
IJS	BlackRock Institutional Trust Company N.A. - iShares S&P Small-Cap 600 Value ETF	\$98.45	\$0.93 ↑ (0.95%)	\$97.65	1	\$98.45	\$0.80 ↑ (0.82%)	⊕ Buy More ⊖ Sell
AMSF	Amerisafe Inc	\$49.79	\$0.78 ↑ (1.59%)	\$49.00	1	\$49.79	\$0.79 ↑ (1.61%)	⊕ Buy More ⊖ Sell
GM	General Motors Company	\$38.56	-\$0.09 ↓ (-0.23%)	\$37.77	1	\$38.56	\$0.79 ↑ (2.09%)	⊕ Buy More ⊖ Sell
MU	Micron Technology Inc.	\$85.56	\$0.68 ↑ (0.80%)	\$84.77	1	\$85.56	\$0.79 ↑ (0.93%)	⊕ Buy More ⊖ Sell
CBSH	Commerce Bancshares, Inc.	\$51.16	\$0.69 ↑ (1.37%)	\$50.39	1	\$51.16	\$0.77 ↑ (1.53%)	⊕ Buy More ⊖ Sell
UAL	United Airlines Holdings Inc	\$42.33	\$0.71 ↑ (1.71%)	\$41.56	1	\$42.33	\$0.77 ↑ (1.85%)	⊕ Buy More ⊖ Sell
EMR	Emerson Electric Co.	\$103.20	\$0.82 ↑ (0.80%)	\$102.46	1	\$103.20	\$0.74 ↑ (0.72%)	⊕ Buy More ⊖ Sell
POR	Portland General Electric Co	\$40.11	\$0.50 ↑ (1.26%)	\$39.37	1	\$40.11	\$0.74 ↑ (1.88%)	⊕ Buy More ⊖ Sell
SCHW	Charles Schwab Corp.	\$63.37	\$0.90 ↑ (1.44%)	\$62.65	1	\$63.37	\$0.72 ↑ (1.15%)	⊕ Buy More ⊖ Sell
ESAB	ESAB Corp	\$90.24	\$1.31 ↑ (1.47%)	\$89.53	1	\$90.24	\$0.71 ↑ (0.79%)	⊕ Buy More ⊖ Sell
DD	DuPont de Nemours Inc	\$67.68	\$0.58 ↑ (0.86%)	\$66.98	1	\$67.68	\$0.70 ↑ (1.05%)	⊕ Buy More ⊖ Sell
SLVV	SPDR Series Trust - SPDR S&P 600 Small Cap Value ETF	\$79.46	\$0.68 ↑ (0.86%)	\$78.77	1	\$79.46	\$0.69 ↑ (0.87%)	⊕ Buy More ⊖ Sell
AVDX	AvidXchange Holdings Inc	\$12.27	\$0.36 ↑ (3.02%)	\$11.59	1	\$12.27	\$0.68 ↑ (5.91%)	⊕ Buy More ⊖ Sell
BHVN	Biohaven Ltd	\$48.55	\$1.63 ↑ (3.47%)	\$47.87	1	\$48.55	\$0.68 ↑ (1.43%)	⊕ Buy More ⊖ Sell
ENTG	Entegris Inc	\$126.93	\$2.18 ↑ (1.75%)	\$126.25	1	\$126.93	\$0.68 ↑ (0.54%)	⊕ Buy More ⊖ Sell
DAY	Dayforce Inc	\$70.69	\$0.71 ↑ (1.01%)	\$70.02	1	\$70.69	\$0.67 ↑ (0.96%)	⊕ Buy More ⊖ Sell
ACAD	Acadia Pharmaceuticals Inc	\$26.36	\$0.68 ↑ (2.65%)	\$25.70	1	\$26.36	\$0.66 ↑ (2.57%)	⊕ Buy More ⊖ Sell
SCHG	Schwab Strategic Trust - Schwab U.S. Large-Cap Growth ETF	\$90.45	\$1.01 ↑ (1.13%)	\$89.79	1	\$90.45	\$0.66 ↑ (0.74%)	⊕ Buy More ⊖ Sell

Symbol	Description	Current Price	Today's Change	Purchase Price	QTY	Total Value	Total Gain/Loss ↓	Trade Actions
TCOM	Trip.com Group Ltd - ADR	\$39.59	\$0.60 (1.54%) ↑	\$38.95	1	\$39.59	\$0.64 (1.64%) ↑	⊕ Buy More ⊖ Sell
BOX	Box Inc - Ordinary Shares - Class A	\$27.36	\$0.31 (1.15%) ↑	\$26.73	1	\$27.36	\$0.63 (2.36%) ↑	⊕ Buy More ⊖ Sell
KGS	Kodiak Gas Services Inc	\$23.93	-\$0.06 (-0.25%) ↓	\$23.30	1	\$23.93	\$0.63 (2.70%) ↑	⊕ Buy More ⊖ Sell
BMY	Bristol-Myers Squibb Co.	\$49.81	\$1.10 (2.26%) ↑	\$49.19	1	\$49.81	\$0.62 (1.26%) ↑	⊕ Buy More ⊖ Sell
FI	Fiserv, Inc.	\$144.23	\$0.68 (0.47%) ↑	\$143.61	1	\$144.23	\$0.62 (0.43%) ↑	⊕ Buy More ⊖ Sell
INTC	Intel Corp.	\$43.31	\$0.81 (1.91%) ↑	\$42.70	1	\$43.31	\$0.61 (1.43%) ↑	⊕ Buy More ⊖ Sell
IBUY	Amplify ETF Trust - Amplify Online Retail ETF	\$52.33	-\$0.04 (-0.08%) ↓	\$51.74	1	\$52.33	\$0.59 (1.14%) ↑	⊕ Buy More ⊖ Sell
FOLD	Amicus Therapeutics Inc	\$13.55	\$0.22 (1.65%) ↑	\$12.97	1	\$13.55	\$0.58 (4.47%) ↑	⊕ Buy More ⊖ Sell
VONG	Vanguard Group, Inc. - Vanguard Russell 1000 Growth Index ETF	\$84.84	\$0.84 (1.00%) ↑	\$84.26	1	\$84.84	\$0.58 (0.69%) ↑	⊕ Buy More ⊖ Sell
SPGI	S&P Global Inc	\$437.89	\$1.26 (0.29%) ↑	\$437.33	1	\$437.89	\$0.56 (0.13%) ↑	⊕ Buy More ⊖ Sell
SNCY	Sun Country Airlines Holdings Inc	\$15.17	\$0.41 (2.78%) ↑	\$14.62	1	\$15.17	\$0.55 (3.76%) ↑	⊕ Buy More ⊖ Sell
IJR	BlackRock Institutional Trust Company N.A. - iShares Core S&P Small-Cap ETF	\$106.00	\$1.27 (1.21%) ↑	\$105.46	1	\$106.00	\$0.54 (0.51%) ↑	⊕ Buy More ⊖ Sell
HAS	Hasbro, Inc.	\$50.59	-\$0.09 (-0.18%) ↓	\$50.06	1	\$50.59	\$0.53 (1.06%) ↑	⊕ Buy More ⊖ Sell
IRDM	Iridium Communications Inc	\$34.83	\$0.40 (1.16%) ↑	\$34.30	1	\$34.83	\$0.53 (1.55%) ↑	⊕ Buy More ⊖ Sell
CME	CME Group Inc - Ordinary Shares - Class A	\$205.09	\$1.09 (0.53%) ↑	\$204.58	1	\$205.09	\$0.52 (0.25%) ↑	⊕ Buy More ⊖ Sell
ACCD	Accolade Inc	\$13.46	\$0.15 (1.13%) ↑	\$12.96	1	\$13.46	\$0.51 (3.90%) ↑	⊕ Buy More ⊖ Sell
TJX	TJX Companies, Inc.	\$98.75	\$0.39 (0.40%) ↑	\$98.24	1	\$98.75	\$0.51 (0.52%) ↑	⊕ Buy More ⊖ Sell
VIG	Vanguard Group, Inc. - Vanguard Dividend Appreciation FTF	\$175.69	\$0.49 (0.28%) ↑	\$175.19	1	\$175.69	\$0.50 (0.29%) ↑	⊕ Buy More ⊖ Sell
FTNT	Fortinet Inc	\$70.44	\$2.59 (3.82%) ↑	\$69.96	1	\$70.44	\$0.48 (0.69%) ↑	⊕ Buy More ⊖ Sell
IJK	BlackRock Institutional Trust Company N.A. - iShares S&P Mid-Cap 400 Growth ETF	\$82.58	\$0.74 (0.90%) ↑	\$82.10	1	\$82.58	\$0.48 (0.58%) ↑	⊕ Buy More ⊖ Sell

Symbol	Description	Current Price	Today's Change	Purchase Price	QTY	Total Value	Total Gain/Loss ↓	Trade Actions
MPC	Marathon Petroleum Corp	\$169.97	\$0.29 ↑ (0.17%)	\$169.49	1	\$169.97	\$0.48 ↑ (0.28%)	⊕ Buy More ⊖ Sell
DKNG	DraftKings Inc. - Ordinary Shares - Class A	\$43.38	\$0.57 ↑ (1.33%)	\$42.93	1	\$43.38	\$0.45 ↑ (1.05%)	⊕ Buy More ⊖ Sell
SFM	Sprouts Farmers Market Inc	\$51.18	\$0.42 ↑ (0.83%)	\$50.73	1	\$51.18	\$0.45 ↑ (0.89%)	⊕ Buy More ⊖ Sell
BA	Boeing Co.	\$209.20	-\$0.02 ↓ (0.00%)	\$208.76	1	\$209.20	\$0.44 ↑ (0.21%)	⊕ Buy More ⊖ Sell
BSX	Boston Scientific Corp.	\$65.50	\$0.48 ↑ (0.74%)	\$65.06	1	\$65.50	\$0.44 ↑ (0.68%)	⊕ Buy More ⊖ Sell
CWAN	Clearwater Analytics Holdings Inc - Ordinary Shares Class A	\$19.34	\$0.33 ↑ (1.74%)	\$18.90	1	\$19.34	\$0.44 ↑ (2.33%)	⊕ Buy More ⊖ Sell
FAST	Fastenal Co.	\$70.02	\$0.76 ↑ (1.10%)	\$69.59	1	\$70.02	\$0.44 ↑ (0.63%)	⊕ Buy More ⊖ Sell
AESI	Atlas Energy Solutions Inc.	\$17.62	\$0.34 ↑ (1.97%)	\$17.20	1	\$17.62	\$0.43 ↑ (2.47%)	⊕ Buy More ⊖ Sell
ARKK	ARK Investment Management LLC - ARK Innovation ETF	\$49.59	\$1.15 ↑ (2.37%)	\$49.17	1	\$49.59	\$0.42 ↑ (0.85%)	⊕ Buy More ⊖ Sell
BAND	Bandwidth Inc - Ordinary Shares - Class A	\$14.43	\$0.26 ↑ (1.83%)	\$14.01	1	\$14.43	\$0.42 ↑ (3.00%)	⊕ Buy More ⊖ Sell
IWO	BlackRock Institutional Trust Company N.A. - iShares Russell 2000 Growth ETF	\$257.02	\$4.97 ↑ (1.97%)	\$256.60	1	\$257.02	\$0.42 ↑ (0.16%)	⊕ Buy More ⊖ Sell
SPMD	SPDR Series Trust - SPDR Portfolio S&P 400 Mid Cap ETF	\$49.25	\$0.36 ↑ (0.74%)	\$48.83	1	\$49.25	\$0.42 ↑ (0.86%)	⊕ Buy More ⊖ Sell
ITOT	BlackRock Institutional Trust Company N.A. - iShares Core S&P Total U.S. Stock Market ETF	\$110.33	\$0.68 ↑ (0.62%)	\$109.92	1	\$110.33	\$0.41 ↑ (0.38%)	⊕ Buy More ⊖ Sell
PGR	Progressive Corp.	\$182.72	-\$0.24 ↓ (-0.13%)	\$182.31	1	\$182.72	\$0.41 ↑ (0.23%)	⊕ Buy More ⊖ Sell
ALHC	Alignment Healthcare Inc	\$6.73	\$0.06 ↑ (0.90%)	\$6.33	1	\$6.73	\$0.40 ↑ (6.32%)	⊕ Buy More ⊖ Sell
BG	Bunge Global SA	\$88.54	\$2.04 ↑ (2.36%)	\$88.14	1	\$88.54	\$0.40 ↑ (0.45%)	⊕ Buy More ⊖ Sell
JPM	JPMorgan Chase & Co.	\$175.01	\$0.21 ↑ (0.12%)	\$174.61	1	\$175.01	\$0.40 ↑ (0.23%)	⊕ Buy More ⊖ Sell
MODG	Topgolf Callaway Brands Corp	\$13.79	\$0.34 ↑ (2.53%)	\$13.39	1	\$13.79	\$0.40 ↑ (3.03%)	⊕ Buy More ⊖ Sell
AUPH	Aurinia Pharmaceuticals Inc	\$8.29	\$0.38 ↑ (4.80%)	\$7.90	1	\$8.29	\$0.39 ↑ (4.94%)	⊕ Buy More ⊖ Sell

Symbol	Description	Current Price	Today's Change	Purchase Price	QTY	Total Value	Total Gain/Loss ↓	Trade Actions
BILI	Bilibili Inc - ADR	\$9.88	\$0.15 ↑ (1.54%)	\$9.49	1	\$9.88	\$0.39 ↑ (4.11%)	⊕ Buy More ⊖ Sell
ARHS	Arhaus Inc - Ordinary Shares Class A	\$12.15	\$0.15 ↑ (1.25%)	\$11.77	1	\$12.15	\$0.38 ↑ (3.23%)	⊕ Buy More ⊖ Sell
MCHP	Microchip Technology, Inc.	\$85.44	\$1.09 ↑ (1.29%)	\$85.06	1	\$85.44	\$0.38 ↑ (0.45%)	⊕ Buy More ⊖ Sell
NDAQ	Nasdaq Inc - Ordinary Shares - 144A	\$57.25	\$0.49 ↑ (0.86%)	\$56.88	1	\$57.25	\$0.37 ↑ (0.65%)	⊕ Buy More ⊖ Sell
DVY	BlackRock Institutional Trust Company N.A. - iShares Select Dividend ETF	\$114.16	\$0.13 ↑ (0.11%)	\$113.80	1	\$114.16	\$0.36 ↑ (0.32%)	⊕ Buy More ⊖ Sell
WM	Waste Management, Inc.	\$188.86	-\$0.63 ↓ (-0.33%)	\$188.50	1	\$188.86	\$0.36 ↑ (0.19%)	⊕ Buy More ⊖ Sell
CHKP	Check Point Software Technologies Ltd.	\$164.31	\$1.13 ↑ (0.69%)	\$163.96	1	\$164.31	\$0.35 ↑ (0.21%)	⊕ Buy More ⊖ Sell
GLBE	Global E Online Ltd	\$42.09	\$1.94 ↑ (4.83%)	\$41.75	1	\$42.09	\$0.34 ↑ (0.81%)	⊕ Buy More ⊖ Sell
JCI	Johnson Controls International plc - Registered Shares	\$55.50	\$0.39 ↑ (0.71%)	\$55.18	1	\$55.50	\$0.33 ↑ (0.59%)	⊕ Buy More ⊖ Sell
PSX	Phillips 66	\$145.66	-\$1.16 ↓ (-0.79%)	\$145.33	1	\$145.66	\$0.33 ↑ (0.23%)	⊕ Buy More ⊖ Sell
XLSR	SSgA Active Trust - SPDR SSGA U.S. Sector Rotation ETF	\$48.08	\$0.27 ↑ (0.56%)	\$47.75	1	\$48.08	\$0.33 ↑ (0.69%)	⊕ Buy More ⊖ Sell
BANC	Banc of California Inc	\$13.24	\$0.28 ↑ (2.16%)	\$12.92	1	\$13.24	\$0.32 ↑ (2.48%)	⊕ Buy More ⊖ Sell
BK	Bank Of New York Mellon Corp	\$55.22	\$0.11 ↑ (0.20%)	\$54.90	1	\$55.22	\$0.32 ↑ (0.58%)	⊕ Buy More ⊖ Sell
ESS	Essex Property Trust, Inc.	\$229.80	\$0.46 ↑ (0.20%)	\$229.48	1	\$229.80	\$0.32 ↑ (0.14%)	⊕ Buy More ⊖ Sell
VTS	Vitesse Energy Inc	\$20.61	\$0.41 ↑ (2.03%)	\$20.29	1	\$20.61	\$0.32 ↑ (1.58%)	⊕ Buy More ⊖ Sell
XLC	SSgA Active Trust - Communication Services Select Sector SPDR Fund	\$79.17	\$0.09 ↑ (0.11%)	\$78.85	1	\$79.17	\$0.32 ↑ (0.41%)	⊕ Buy More ⊖ Sell
AIG	American International Group Inc	\$69.12	\$0.71 ↑ (1.04%)	\$68.81	1	\$69.12	\$0.31 ↑ (0.45%)	⊕ Buy More ⊖ Sell
CHWY	Chewy Inc - Ordinary Shares - Class A	\$17.40	\$0.82 ↑ (4.95%)	\$17.10	1	\$17.40	\$0.31 ↑ (1.78%)	⊕ Buy More ⊖ Sell
VIR	Vir Biotechnology Inc	\$9.29	\$0.06 ↑ (0.65%)	\$8.98	1	\$9.29	\$0.31 ↑ (3.45%)	⊕ Buy More ⊖ Sell

Symbol	Description	Current Price	Today's Change	Purchase Price	QTY	Total Value	Total Gain/Loss ↓	Trade Actions
AVO	Mission Produce Inc	\$10.56	\$0.17 ↑ (1.64%)	\$10.26	1	\$10.56	\$0.30 ↑ (2.92%)	⊕ Buy More ⊖ Sell
EXPI	eXp World Holdings Inc	\$12.35	\$0.32 ↑ (2.66%)	\$12.05	1	\$12.35	\$0.30 ↑ (2.49%)	⊕ Buy More ⊖ Sell
CYRX	CryoPort Inc	\$15.89	\$0.15 ↑ (0.95%)	\$15.60	1	\$15.89	\$0.29 ↑ (1.86%)	⊕ Buy More ⊖ Sell
EWY	BlackRock Institutional Trust Company N.A. - iShares MSCI South Korea ETF	\$63.67	\$0.39 ↑ (0.62%)	\$63.38	1	\$63.67	\$0.29 ↑ (0.46%)	⊕ Buy More ⊖ Sell
ALKS	Alkermes plc	\$27.32	\$0.55 ↑ (2.05%)	\$27.04	1	\$27.32	\$0.28 ↑ (1.04%)	⊕ Buy More ⊖ Sell
CVE	Cenovus Energy Inc	\$16.23	-\$0.07 ↓ (-0.43%)	\$15.95	1	\$16.23	\$0.28 ↑ (1.76%)	⊕ Buy More ⊖ Sell
EWJ	BlackRock Institutional Trust Company N.A. - iShares MSCI Japan ETF	\$66.63	\$0.24 ↑ (0.36%)	\$66.35	1	\$66.63	\$0.28 ↑ (0.42%)	⊕ Buy More ⊖ Sell
SCHX	Schwab Strategic Trust - Schwab U.S. Large-Cap ETF	\$59.47	\$0.36 ↑ (0.61%)	\$59.20	1	\$59.47	\$0.27 ↑ (0.46%)	⊕ Buy More ⊖ Sell
KTOS	Kratos Defense & Security Solutions Inc	\$18.26	\$0.52 ↑ (2.93%)	\$18.00	1	\$18.26	\$0.26 ↑ (1.44%)	⊕ Buy More ⊖ Sell
ALIT	Alight Inc. - Ordinary Shares - Class A	\$9.37	\$0.14 ↑ (1.52%)	\$9.12	1	\$9.37	\$0.25 ↑ (2.77%)	⊕ Buy More ⊖ Sell
BN	Brookfield Corporation - Ordinary Shares - Class A	\$40.84	\$0.31 ↑ (0.76%)	\$40.60	1	\$40.84	\$0.25 ↑ (0.60%)	⊕ Buy More ⊖ Sell
DBX	Dropbox Inc - Ordinary Shares - Class A	\$33.16	\$0.38 ↑ (1.16%)	\$32.91	1	\$33.16	\$0.25 ↑ (0.76%)	⊕ Buy More ⊖ Sell
GOOS	Canada Goose Holdings Inc - Ordinary Shares (Subord Vot Shs)	\$12.21	\$0.00 — (0.00%)	\$11.96	1	\$12.21	\$0.25 ↑ (2.09%)	⊕ Buy More ⊖ Sell
COCO	Vita Coco Company Inc (The)	\$20.16	\$0.00 ↓ (-0.05%)	\$19.92	1	\$20.16	\$0.24 ↑ (1.20%)	⊕ Buy More ⊖ Sell
COUR	Coursera Inc	\$17.87	\$0.25 ↑ (1.42%)	\$17.64	1	\$17.87	\$0.23 ↑ (1.30%)	⊕ Buy More ⊖ Sell
DGX	Quest Diagnostics, Inc.	\$126.74	\$0.20 ↑ (0.16%)	\$126.51	1	\$126.74	\$0.23 ↑ (0.18%)	⊕ Buy More ⊖ Sell
EXR	Extra Space Storage Inc.	\$143.38	-\$0.09 ↓ (-0.06%)	\$143.15	1	\$143.38	\$0.23 ↑ (0.16%)	⊕ Buy More ⊖ Sell
NAPA	Duckhorn Portfolio Inc (The)	\$8.87	\$0.20 ↑ (2.31%)	\$8.64	1	\$8.87	\$0.23 ↑ (2.66%)	⊕ Buy More ⊖ Sell
ECL	Ecolab, Inc.	\$202.72	-\$0.17 ↓ (-0.08%)	\$202.50	1	\$202.72	\$0.22 ↑ (0.11%)	⊕ Buy More ⊖ Sell
PBH	Prestige Consumer Healthcare Inc	\$68.67	-\$0.13 ↓ (-0.19%)	\$68.45	1	\$68.67	\$0.22 ↑ (0.32%)	⊕ Buy More ⊖ Sell

Symbol	Description	Current Price	Today's Change	Purchase Price	QTY	Total Value	Total Gain/Loss ↓	Trade Actions
ACVA	ACV Auctions Inc - Ordinary Shares - Class A	\$14.49	\$0.10 (0.69%) ↑	\$14.28	1	\$14.49	\$0.21 (1.47%) ↑	⊕ Buy More ⊖ Sell
DH	Definitive Healthcare Corp - Ordinary Shares - Class A	\$9.34	\$0.28 (3.09%) ↑	\$9.13	1	\$9.34	\$0.21 (2.30%) ↑	⊕ Buy More ⊖ Sell
DXJ	WisdomTree Trust - WisdomTree Japan Hedged Equity Fund	\$98.24	\$0.40 (0.41%) ↑	\$98.03	1	\$98.24	\$0.21 (0.21%) ↑	⊕ Buy More ⊖ Sell
IAS	Integral Ad Science Holding Corp	\$16.13	-\$0.02 (-0.12%) ↓	\$15.92	1	\$16.13	\$0.21 (1.32%) ↑	⊕ Buy More ⊖ Sell
IWP	BlackRock Institutional Trust Company N.A. - iShares Russell Mid-Cap Growth ETF	\$109.36	\$0.54 (0.50%) ↑	\$109.15	1	\$109.36	\$0.21 (0.19%) ↑	⊕ Buy More ⊖ Sell
MARA	Marathon Digital Holdings Inc	\$23.89	\$2.31 (10.70%) ↑	\$23.68	1	\$23.89	\$0.21 (0.88%) ↑	⊕ Buy More ⊖ Sell
CLF	Cleveland-Cliffs Inc	\$19.87	\$0.55 (2.85%) ↑	\$19.68	1	\$19.87	\$0.20 (0.99%) ↑	⊕ Buy More ⊖ Sell
EDIT	Editas Medicine Inc	\$7.45	\$0.28 (3.91%) ↑	\$7.25	1	\$7.45	\$0.20 (2.76%) ↑	⊕ Buy More ⊖ Sell
IJJ	BlackRock Institutional Trust Company N.A. - iShares S&P Mid-Cap 400 Value ETF	\$111.42	\$0.68 (0.61%) ↑	\$111.22	1	\$111.42	\$0.20 (0.18%) ↑	⊕ Buy More ⊖ Sell
OGN	Organon & Co.	\$16.38	\$0.07 (0.43%) ↑	\$16.18	1	\$16.38	\$0.20 (1.24%) ↑	⊕ Buy More ⊖ Sell
SATS	EchoStar Corp - Ordinary Shares - Class A	\$13.52	\$0.01 (0.07%) ↑	\$13.32	1	\$13.52	\$0.20 (1.50%) ↑	⊕ Buy More ⊖ Sell
BP	BP plc - ADR	\$36.36	\$0.15 (0.41%) ↑	\$36.18	1	\$36.36	\$0.18 (0.50%) ↑	⊕ Buy More ⊖ Sell
EW	Edwards Lifesciences Corp	\$85.01	-\$0.79 (-0.92%) ↓	\$84.84	1	\$85.01	\$0.18 (0.21%) ↑	⊕ Buy More ⊖ Sell
DOMO	Domo Inc. - Ordinary Shares - Class B	\$11.90	\$0.34 (2.94%) ↑	\$11.73	1	\$11.90	\$0.17 (1.45%) ↑	⊕ Buy More ⊖ Sell
LZ	LegalZoom.com Inc.	\$10.62	\$0.21 (2.02%) ↑	\$10.45	1	\$10.62	\$0.17 (1.63%) ↑	⊕ Buy More ⊖ Sell
ACT	Enact Holdings Inc	\$27.16	\$0.37 (1.38%) ↑	\$27.00	1	\$27.16	\$0.16 (0.61%) ↑	⊕ Buy More ⊖ Sell
DGRW	WisdomTree Trust - WisdomTree U.S. Quality Dividend Growth Fund	\$73.03	\$0.22 (0.30%) ↑	\$72.87	1	\$73.03	\$0.16 (0.22%) ↑	⊕ Buy More ⊖ Sell
PECO	Phillips Edison & Company Inc - Ordinary Shares - New	\$34.97	\$0.18 (0.52%) ↑	\$34.81	1	\$34.97	\$0.16 (0.46%) ↑	⊕ Buy More ⊖ Sell

Symbol	Description	Current Price	Today's Change	Purchase Price	QTY	Total Value	Total Gain/Loss ↓	Trade Actions
VEA	Vanguard Group, Inc. - Vanguard FTSE Developed Markets ETF	\$47.64	\$0.17 (0.36%) ↑	\$47.48	1	\$47.64	\$0.16 (0.34%) ↑	⊕ Buy More ⊖ Sell
ESI	Element Solutions Inc	\$22.98	\$0.25 (1.10%) ↑	\$22.83	1	\$22.98	\$0.15 (0.66%) ↑	⊕ Buy More ⊖ Sell
TTD	Trade Desk Inc - Ordinary Shares - Class A	\$71.31	\$1.14 (1.62%) ↑	\$71.16	1	\$71.31	\$0.15 (0.21%) ↑	⊕ Buy More ⊖ Sell
CE	Celanese Corp - Ordinary Shares - Series A	\$148.92	\$0.02 (0.01%) ↑	\$148.78	1	\$148.92	\$0.14 (0.09%) ↑	⊕ Buy More ⊖ Sell
GPS	Gap, Inc.	\$20.06	\$0.02 (0.10%) ↑	\$19.92	1	\$20.06	\$0.14 (0.70%) ↑	⊕ Buy More ⊖ Sell
VPL	Vanguard Group, Inc. - Vanguard FTSE Pacific ETF	\$72.21	\$0.37 (0.52%) ↑	\$72.07	1	\$72.21	\$0.14 (0.19%) ↑	⊕ Buy More ⊖ Sell
ENFN	Enfusion Inc - Ordinary Shares - Class A	\$8.35	\$0.22 (2.71%) ↑	\$8.22	1	\$8.35	\$0.13 (1.55%) ↑	⊕ Buy More ⊖ Sell
FCN	FTI Consulting Inc.	\$195.10	\$0.92 (0.47%) ↑	\$194.97	1	\$195.10	\$0.13 (0.07%) ↑	⊕ Buy More ⊖ Sell
TAL	TAL Education Group - ADR	\$13.59	\$0.38 (2.88%) ↑	\$13.47	1	\$13.59	\$0.13 (0.93%) ↑	⊕ Buy More ⊖ Sell
COMP	Compass Inc - Ordinary Shares - Class A	\$3.82	\$0.06 (1.60%) ↑	\$3.70	1	\$3.82	\$0.12 (3.24%) ↑	⊕ Buy More ⊖ Sell
CXM	Sprinklr Inc - Ordinary Shares Class A	\$13.06	\$0.21 (1.63%) ↑	\$12.94	1	\$13.06	\$0.12 (0.93%) ↑	⊕ Buy More ⊖ Sell
ENV	Envestnet Inc.	\$52.32	\$0.82 (1.59%) ↑	\$52.20	1	\$52.32	\$0.12 (0.23%) ↑	⊕ Buy More ⊖ Sell
NABL	N-able Inc	\$13.62	\$0.08 (0.59%) ↑	\$13.50	1	\$13.62	\$0.12 (0.89%) ↑	⊕ Buy More ⊖ Sell
VIGI	Vanguard Group, Inc. - Vanguard International Dividend Appreciation ETF	\$79.47	\$0.26 (0.33%) ↑	\$79.35	1	\$79.47	\$0.12 (0.15%) ↑	⊕ Buy More ⊖ Sell
AYX	Alteryx Inc - Ordinary Shares - Class A	\$47.73	\$0.07 (0.15%) ↑	\$47.62	1	\$47.73	\$0.11 (0.24%) ↑	⊕ Buy More ⊖ Sell
ESRT	Empire State Realty Trust Inc - Ordinary Shares - Class A	\$9.84	\$0.13 (1.34%) ↑	\$9.73	1	\$9.84	\$0.11 (1.13%) ↑	⊕ Buy More ⊖ Sell
STER	Sterling Check Corp	\$13.44	\$0.17 (1.28%) ↑	\$13.33	1	\$13.44	\$0.11 (0.83%) ↑	⊕ Buy More ⊖ Sell
VTI	Vanguard Group, Inc. - Vanguard Total Stock Market ETF	\$248.90	\$1.51 (0.61%) ↑	\$248.79	1	\$248.90	\$0.11 (0.04%) ↑	⊕ Buy More ⊖ Sell
IUSG	BlackRock Institutional Trust Company N.A. - iShares Core S&P U.S.Growth ETF	\$113.55	\$1.10 (0.98%) ↑	\$113.45	1	\$113.55	\$0.10 (0.09%) ↑	⊕ Buy More ⊖ Sell
NWSA	News Corp - Ordinary Shares	\$26.04	\$0.20 (0.77%) ↑	\$25.94	1	\$26.04	\$0.10 (0.39%) ↑	⊕ Buy More

Symbol	Description	Current Price	Today's Change	Purchase Price	QTY	Total Value	Total Gain/Loss ↓	Trade Actions
	- Class A							⊖ Sell
CAH	Cardinal Health, Inc.	\$104.95	\$2.22 ↑ (2.16%)	\$104.86	1	\$104.95	\$0.09 ↑ (0.09%)	⊕ Buy More ⊖ Sell
DNA	Ginkgo Bioworks Holdings Inc - Ordinary Shares - Class A	\$1.41	\$0.11 ↑ (8.46%)	\$1.32	1	\$1.41	\$0.09 ↑ (6.82%)	⊕ Buy More ⊖ Sell
IBN	ICICI Bank Ltd. - ADR	\$24.19	\$0.61 ↑ (2.59%)	\$24.11	1	\$24.19	\$0.09 ↑ (0.35%)	⊕ Buy More ⊖ Sell
KBE	SPDR Series Trust - SPDR S&P Bank ETF	\$43.71	\$0.56 ↑ (1.30%)	\$43.62	1	\$43.71	\$0.09 ↑ (0.21%)	⊕ Buy More ⊖ Sell
KRE	SPDR Series Trust - SPDR S&P Regional Banking ETF	\$47.87	\$0.83 ↑ (1.76%)	\$47.79	1	\$47.87	\$0.09 ↑ (0.18%)	⊕ Buy More ⊖ Sell
EWG	BlackRock Institutional Trust Company N.A. - iShares MSCI Germany ETF	\$29.27	\$0.01 ↑ (0.03%)	\$29.19	1	\$29.27	\$0.08 ↑ (0.27%)	⊕ Buy More ⊖ Sell
IVV	BlackRock Institutional Trust Company N.A. - iShares Core S&P 500 ETF	\$503.65	\$2.90 ↑ (0.58%)	\$503.57	1	\$503.65	\$0.08 ↑ (0.02%)	⊕ Buy More ⊖ Sell
IWM	BlackRock Institutional Trust Company N.A. - iShares Russell 2000 ETF	\$199.34	\$3.19 ↑ (1.63%)	\$199.26	1	\$199.34	\$0.08 ↑ (0.04%)	⊕ Buy More ⊖ Sell
IWN	BlackRock Institutional Trust Company N.A. - iShares Russell 2000 Value ETF	\$150.33	\$1.77 ↑ (1.19%)	\$150.25	1	\$150.33	\$0.08 ↑ (0.05%)	⊕ Buy More ⊖ Sell
VO	Vanguard Group, Inc. - Vanguard Mid-Cap ETF	\$234.39	\$0.62 ↑ (0.27%)	\$234.31	1	\$234.39	\$0.08 ↑ (0.04%)	⊕ Buy More ⊖ Sell
AMC	AMC Entertainment Holdings Inc - Ordinary Shares - Class A	\$4.38	\$0.29 ↑ (7.09%)	\$4.31	1	\$4.38	\$0.07 ↑ (1.62%)	⊕ Buy More ⊖ Sell
CSX	CSX Corp.	\$36.89	-\$0.18 ↓ (-0.49%)	\$36.82	1	\$36.89	\$0.07 ↑ (0.18%)	⊕ Buy More ⊖ Sell
DTC	Solo Brands Inc - Ordinary Shares - Class A	\$2.85	\$0.07 ↑ (2.52%)	\$2.78	1	\$2.85	\$0.07 ↑ (2.52%)	⊕ Buy More ⊖ Sell
DXC	DXC Technology Co	\$22.11	\$0.06 ↑ (0.27%)	\$22.04	1	\$22.11	\$0.07 ↑ (0.32%)	⊕ Buy More ⊖ Sell
GD	General Dynamics Corp.	\$270.14	\$1.14 ↑ (0.42%)	\$270.07	1	\$270.14	\$0.07 ↑ (0.03%)	⊕ Buy More ⊖ Sell
IBB	BlackRock Institutional Trust Company N.A. - iShares Biotechnology ETF	\$134.59	\$0.34 ↑ (0.25%)	\$134.52	1	\$134.59	\$0.07 ↑ (0.05%)	⊕ Buy More ⊖ Sell

Symbol	Description	Current Price	Today's Change	Purchase Price	QTY	Total Value	Total Gain/Loss ↓	Trade Actions
LW	Lamb Weston Holdings Inc	\$100.83	-\$0.05 (-0.05%) ↓	\$100.76	1	\$100.83	\$0.07 (0.07%) ↑	⊕ Buy More ⊖ Sell
MCW	Mister Car Wash Inc	\$9.03	\$0.05 (0.56%) ↑	\$8.96	1	\$9.03	\$0.07 (0.84%) ↑	⊕ Buy More ⊖ Sell
CLNE	Clean Energy Fuels Corp	\$2.93	\$0.01 (0.34%) ↑	\$2.87	1	\$2.93	\$0.06 (2.09%) ↑	⊕ Buy More ⊖ Sell
DDD	3D Systems Corp.	\$4.95	\$0.07 (1.43%) ↑	\$4.89	1	\$4.95	\$0.06 (1.23%) ↑	⊕ Buy More ⊖ Sell
IYW	BlackRock Institutional Trust Company N.A. - iShares U.S. Technology ETF	\$134.45	\$1.99 (1.50%) ↑	\$134.39	1	\$134.45	\$0.06 (0.04%) ↑	⊕ Buy More ⊖ Sell
NOVA	Sunnova Energy International Inc	\$11.68	\$0.68 (6.18%) ↑	\$11.62	1	\$11.68	\$0.06 (0.52%) ↑	⊕ Buy More ⊖ Sell
NYCB	New York Community Bancorp Inc.	\$4.90	\$0.71 (16.95%) ↑	\$4.85	1	\$4.90	\$0.06 (1.14%) ↑	⊕ Buy More ⊖ Sell
SCHB	Schwab Strategic Trust - Schwab U.S. Broad Market ETF	\$58.42	\$0.37 (0.64%) ↑	\$58.36	1	\$58.42	\$0.06 (0.10%) ↑	⊕ Buy More ⊖ Sell
SOVO	Sovos Brands Inc	\$22.26	\$0.00 (0.00%) —	\$22.20	1	\$22.26	\$0.06 (0.27%) ↑	⊕ Buy More ⊖ Sell
VFH	Vanguard Group, Inc. - Vanguard Financials ETF	\$94.75	\$0.42 (0.45%) ↑	\$94.69	1	\$94.75	\$0.06 (0.06%) ↑	⊕ Buy More ⊖ Sell
VT	Vanguard Group, Inc. - Vanguard Total World Stock ETF	\$105.70	\$0.58 (0.55%) ↑	\$105.65	1	\$105.70	\$0.06 (0.05%) ↑	⊕ Buy More ⊖ Sell
AAXJ	BlackRock Institutional Trust Company N.A. - iShares MSCI All Country Asia ex Japan ETF	\$65.13	\$0.33 (0.51%) ↑	\$65.09	1	\$65.13	\$0.05 (0.07%) ↑	⊕ Buy More ⊖ Sell
BB	BlackBerry Ltd	\$2.80	\$0.01 (0.36%) ↑	\$2.75	1	\$2.80	\$0.05 (1.82%) ↑	⊕ Buy More ⊖ Sell
BLDP	Ballard Power Systems Inc.	\$3.23	\$0.08 (2.54%) ↑	\$3.18	1	\$3.23	\$0.05 (1.57%) ↑	⊕ Buy More ⊖ Sell
PTVE	Pactiv Evergreen Inc	\$14.66	\$0.08 (0.55%) ↑	\$14.61	1	\$14.66	\$0.05 (0.34%) ↑	⊕ Buy More ⊖ Sell
SBH	Sally Beauty Holdings Inc	\$13.02	\$0.04 (0.31%) ↑	\$12.97	1	\$13.02	\$0.05 (0.39%) ↑	⊕ Buy More ⊖ Sell
BHC	Bausch Health Companies Inc	\$8.21	\$0.08 (0.98%) ↑	\$8.17	1	\$8.21	\$0.04 (0.49%) ↑	⊕ Buy More ⊖ Sell
DBC	DB Commodity Services LLC - Invesco DB Commodity Index Tracking Fund	\$22.26	\$0.06 (0.27%) ↑	\$22.23	1	\$22.26	\$0.04 (0.16%) ↑	⊕ Buy More ⊖ Sell
EVCM	EverCommerce Inc	\$9.94	-\$0.04 (-0.40%) ↓	\$9.90	1	\$9.94	\$0.04 (0.45%) ↑	⊕ Buy More ⊖ Sell

Symbol	Description	Current Price	Today's Change	Purchase Price	QTY	Total Value	Total Gain/Loss ↓	Trade Actions
IE	Ivanhoe Electric Inc	\$8.56	\$0.42 ↑ (5.16%)	\$8.52	1	\$8.56	\$0.04 ↑ (0.47%)	+ Buy More - Sell
VST	Vistra Corp	\$43.23	\$0.33 ↑ (0.77%)	\$43.19	1	\$43.23	\$0.04 ↑ (0.10%)	+ Buy More - Sell
CRBG	Corebridge Financial Inc.	\$23.51	\$0.13 ↑ (0.56%)	\$23.49	1	\$23.51	\$0.03 ↑ (0.11%)	+ Buy More - Sell
SPDW	SSgA Active Trust - SPDR Portfolio Developed World ex-US ETF	\$33.86	\$0.13 ↑ (0.39%)	\$33.83	1	\$33.86	\$0.03 ↑ (0.10%)	+ Buy More - Sell
BTSG	BrightSpring Health Services Inc	\$11.32	-\$0.02 ↓ (-0.18%)	\$11.30	1	\$11.32	\$0.02 ↑ (0.18%)	+ Buy More - Sell
CUBE	CubeSmart	\$43.96	-\$0.10 ↓ (-0.23%)	\$43.94	1	\$43.96	\$0.02 ↑ (0.05%)	+ Buy More - Sell
DGRO	BlackRock Institutional Trust Company N.A. - iShares Core Dividend Growth ETF	\$55.19	\$0.01 ↑ (0.02%)	\$55.17	1	\$55.19	\$0.02 ↑ (0.04%)	+ Buy More - Sell
EWQ	BlackRock Institutional Trust Company N.A. - iShares MSCI France ETF	\$38.85	\$0.19 ↑ (0.49%)	\$38.84	1	\$38.85	\$0.02 ↑ (0.04%)	+ Buy More - Sell
HYG	BlackRock Institutional Trust Company N.A. - iShares iBoxx USD High Yield Corporate Bond ETF	\$77.36	\$0.16 ↑ (0.21%)	\$77.34	1	\$77.36	\$0.02 ↑ (0.03%)	+ Buy More - Sell
IXUS	BlackRock Institutional Trust Company N.A. - iShares Core MSCI Total International Stock ETF	\$64.49	\$0.24 ↑ (0.37%)	\$64.48	1	\$64.49	\$0.02 ↑ (0.02%)	+ Buy More - Sell
PFF	BlackRock Institutional Trust Company N.A. - iShares Trust iShares Preferred and Income Securities ETF	\$31.96	\$0.15 ↑ (0.47%)	\$31.94	1	\$31.96	\$0.02 ↑ (0.06%)	+ Buy More - Sell
VXF	Vanguard Group, Inc. - Vanguard Extended Market Index ETF	\$166.56	\$1.96 ↑ (1.19%)	\$166.54	1	\$166.56	\$0.02 ↑ (0.01%)	+ Buy More - Sell
VXUS	Vanguard Group, Inc. - Vanguard Total International Stock ETF	\$57.55	\$0.24 ↑ (0.42%)	\$57.53	1	\$57.55	\$0.02 ↑ (0.04%)	+ Buy More - Sell
BUZZ	VanEck ETF Trust - VanEck Social Sentiment ETF	\$19.40	\$0.24 ↑ (1.25%)	\$19.39	1	\$19.40	\$0.01 ↑ (0.05%)	+ Buy More - Sell
CTLT	Catalent Inc.	\$56.71	\$0.16 ↑ (0.28%)	\$56.70	1	\$56.71	\$0.01 ↑ (0.02%)	+ Buy More - Sell

Symbol	Description	Current Price	Today's Change	Purchase Price	QTY	Total Value	Total Gain/Loss ↓	Trade Actions
KC	Kingsoft Cloud Holdings Ltd - ADR	\$2.67	\$0.04 (1.52%) ↑	\$2.66	1	\$2.67	\$0.01 (0.38%) ↑	⊕ Buy Mor ⊖ Sell
SCZ	BlackRock Institutional Trust Company N.A. - iShares MSCI EAFE Small-Cap ETF	\$60.09	\$0.13 (0.22%) ↑	\$60.08	1	\$60.09	\$0.01 (0.02%) ↑	⊕ Buy Mor ⊖ Sell
VGK	Vanguard Group, Inc. - Vanguard FTSE Europe ETF	\$63.85	\$0.22 (0.35%) ↑	\$63.84	1	\$63.85	\$0.01 (0.02%) ↑	⊕ Buy Mor ⊖ Sell
VIRT	Virtu Financial Inc - Ordinary Shares - Class A	\$16.64	\$0.03 (0.18%) ↑	\$16.63	1	\$16.64	\$0.01 (0.06%) ↑	⊕ Buy Mor ⊖ Sell
XHB	SSgA Active Trust - SPDR Homebuilders ETF	\$98.89	\$0.28 (0.28%) ↑	\$98.88	1	\$98.89	\$0.01 (0.01%) ↑	⊕ Buy Mor ⊖ Sell
ALSN	Allison Transmission Holdings Inc	\$61.70	\$0.03 (0.05%) ↑	\$61.70	1	\$61.70	\$0.00 (0.00%) —	⊕ Buy Mor ⊖ Sell
FCEL	Fuelcell Energy Inc	\$1.37	\$0.12 (9.60%) ↑	\$1.38	1	\$1.37	\$0.00 (-0.36%) —	⊕ Buy Mor ⊖ Sell
FEZ	SSgA Active Trust - SPDR EURO Stoxx 50 ETF	\$48.86	\$0.35 (0.72%) ↑	\$48.86	1	\$48.86	\$0.00 (0.00%) —	⊕ Buy Mor ⊖ Sell
FXI	BlackRock Institutional Trust Company N.A. - iShares China Large-Cap ETF	\$22.36	\$0.26 (1.18%) ↑	\$22.37	1	\$22.36	\$0.00 (-0.02%) —	⊕ Buy Mor ⊖ Sell
SKYW	Skywest Inc.	\$59.32	-\$0.37 (-0.62%) ↓	\$59.32	1	\$59.32	\$0.00 (0.00%) —	⊕ Buy Mor ⊖ Sell
SPLG	SPDR Series Trust - SPDR Portfolio S&P 500 ETF	\$58.94	\$0.30 (0.51%) ↑	\$58.94	1	\$58.94	\$0.00 (0.00%) —	⊕ Buy Mor ⊖ Sell
TME	Tencent Music Entertainment Group - ADR	\$9.67	\$0.18 (1.90%) ↑	\$9.67	1	\$9.67	\$0.00 (0.00%) —	⊕ Buy Mor ⊖ Sell
ACWI	BlackRock Institutional Trust Company N.A. - iShares MSCI ACWI ETF	\$105.01	\$0.56 (0.54%) ↑	\$105.02	1	\$105.01	\$0.00 (0.00%) ↓	⊕ Buy Mor ⊖ Sell
AHCO	AdaptHealth Corp	\$7.42	\$0.31 (4.36%) ↑	\$7.43	1	\$7.42	\$0.00 (-0.13%) ↓	⊕ Buy Mor ⊖ Sell
BE	Bloom Energy Corp - Ordinary Shares - Class A	\$11.53	\$0.01 (0.09%) ↑	\$11.54	1	\$11.53	\$0.00 (-0.09%) ↓	⊕ Buy Mor ⊖ Sell
CNI	Canadian National Railway Co.	\$128.57	\$0.38 (0.30%) ↑	\$128.58	1	\$128.57	\$0.00 (0.00%) ↓	⊕ Buy Mor ⊖ Sell
DAL	Delta Air Lines, Inc.	\$40.51	\$0.16 (0.40%) ↑	\$40.52	1	\$40.51	\$0.00 (-0.02%) ↓	⊕ Buy Mor ⊖ Sell
LNT	Alliant Energy Corp.	\$47.93	\$0.45 (0.95%) ↑	\$47.94	1	\$47.93	\$0.00 (-0.02%) ↓	⊕ Buy Mor ⊖ Sell
MCHI	BlackRock Institutional	\$37.64	\$0.35 (0.94%) ↑	\$37.65	1	\$37.64	\$0.00 (0.00%) ↓	⊕ Buy Mor ⊖ Sell

Symbol	Description	Current Price	Today's Change	Purchase Price	QTY	Total Value	Total Gain/Loss ↓	Trade Actions
	Trust Company N.A. - iShares MSCI China ETF							
SPYG	SPDR Series Trust - SPDR Portfolio S&P 500 Growth ETF	\$71.18	\$0.77 ↑ (1.09%)	\$71.19	1	\$71.18	\$0.00 ↓ (0.00%)	⊕ Buy More ⊖ Sell
STLD	Steel Dynamics Inc.	\$124.99	\$0.15 ↑ (0.12%)	\$125.00	1	\$124.99	\$0.00 ↓ (0.00%)	⊕ Buy More ⊖ Sell
VVO	Vanguard Group, Inc. - Vanguard FTSE Emerging Markets ETF	\$40.63	\$0.16 ↑ (0.40%)	\$40.64	1	\$40.63	\$0.00 ↓ (-0.02%)	⊕ Buy More ⊖ Sell
AGNC	AGNC Investment Corp	\$9.44	\$0.09 ↑ (0.96%)	\$9.46	1	\$9.44	-\$0.02 ↓ (-0.21%)	⊕ Buy More ⊖ Sell
EVBG	Everbridge Inc	\$28.18	\$0.04 ↑ (0.14%)	\$28.20	1	\$28.18	-\$0.02 ↓ (-0.07%)	⊕ Buy More ⊖ Sell
HST	Host Hotels & Resorts Inc	\$19.58	\$0.03 ↑ (0.15%)	\$19.60	1	\$19.58	-\$0.02 ↓ (-0.10%)	⊕ Buy More ⊖ Sell
IWB	BlackRock Institutional Trust Company N.A. - iShares Russell 1000 ETF	\$275.84	\$1.55 ↑ (0.57%)	\$275.86	1	\$275.84	-\$0.02 ↓ (0.00%)	⊕ Buy More ⊖ Sell
PGX	Invesco Capital Management LLC - Invesco Preferred ETF	\$11.86	\$0.07 ↑ (0.59%)	\$11.88	1	\$11.86	-\$0.02 ↓ (-0.13%)	⊕ Buy More ⊖ Sell
IEMG	BlackRock Institutional Trust Company N.A. - iShares Core MSCI Emerging Markets ETF	\$49.84	\$0.21 ↑ (0.42%)	\$49.87	1	\$49.84	-\$0.03 ↓ (-0.06%)	⊕ Buy More ⊖ Sell
ILF	BlackRock Institutional Trust Company N.A. - iShares Latin America 40 ETF	\$28.06	\$0.08 ↑ (0.29%)	\$28.09	1	\$28.06	-\$0.03 ↓ (-0.11%)	⊕ Buy More ⊖ Sell
SUI	Sun Communities, Inc.	\$125.50	\$0.60 ↑ (0.48%)	\$125.53	1	\$125.50	-\$0.03 ↓ (-0.02%)	⊕ Buy More ⊖ Sell
BBIO	BridgeBio Pharma Inc	\$34.47	\$1.51 ↑ (4.58%)	\$34.51	1	\$34.47	-\$0.04 ↓ (-0.12%)	⊕ Buy More ⊖ Sell
CNP	Centerpoint Energy Inc.	\$27.53	\$0.10 ↑ (0.36%)	\$27.58	1	\$27.53	-\$0.04 ↓ (-0.16%)	⊕ Buy More ⊖ Sell
PENN	PENN Entertainment Inc	\$23.28	\$0.83 ↑ (3.70%)	\$23.32	1	\$23.28	-\$0.04 ↓ (-0.15%)	⊕ Buy More ⊖ Sell
JBLU	Jetblue Airways Corp	\$5.94	\$0.14 ↑ (2.41%)	\$6.00	1	\$5.94	-\$0.06 ↓ (-1.00%)	⊕ Buy More ⊖ Sell
JNK	SPDR Series Trust - SPDR Bloomberg High Yield Bond ETF	\$94.75	\$0.21 ↑ (0.22%)	\$94.82	1	\$94.75	-\$0.07 ↓ (-0.07%)	⊕ Buy More ⊖ Sell
PCG	PG&E Corp.	\$16.25	\$0.01 ↑ (0.06%)	\$16.32	1	\$16.25	-\$0.07 ↓ (-0.40%)	⊕ Buy More ⊖ Sell

Symbol	Description	Current Price	Today's Change	Purchase Price	QTY	Total Value	Total Gain/Loss ↓	Trade Actions
VHT	Vanguard Group, Inc. - Vanguard Health Care ETF	\$263.45	\$0.00 (0.00%) —	\$263.52	1	\$263.45	-\$0.07 (-0.03%) ↓	⊕ Buy More ⊖ Sell
PAGS	PagSeguro Digital Ltd - Ordinary Shares - Class A	\$13.30	\$0.07 (0.53%) ↑	\$13.38	1	\$13.30	-\$0.08 (-0.60%) ↓	⊕ Buy More ⊖ Sell
FLNC	Fluence Energy Inc - Ordinary Shares - Class A	\$22.43	\$0.85 (3.94%) ↑	\$22.52	1	\$22.43	-\$0.09 (-0.40%) ↓	⊕ Buy More ⊖ Sell
BAC	Bank Of America Corp.	\$33.07	-\$0.05 (-0.15%) ↓	\$33.17	1	\$33.07	-\$0.10 (-0.31%) ↓	⊕ Buy More ⊖ Sell
ELAN	Elanco Animal Health Inc	\$15.97	\$0.10 (0.63%) ↑	\$16.07	1	\$15.97	-\$0.10 (-0.62%) ↓	⊕ Buy More ⊖ Sell
ORCL	Oracle Corp.	\$116.64	-\$0.04 (-0.03%) ↓	\$116.74	1	\$116.64	-\$0.10 (-0.09%) ↓	⊕ Buy More ⊖ Sell
PARA	Paramount Global - Ordinary Shares - Class B	\$12.90	-\$0.11 (-0.85%) ↓	\$13.00	1	\$12.90	-\$0.10 (-0.77%) ↓	⊕ Buy More ⊖ Sell
BHP	BHP Group Limited - ADR	\$60.18	\$0.14 (0.23%) ↑	\$60.29	1	\$60.18	-\$0.11 (-0.18%) ↓	⊕ Buy More ⊖ Sell
DLB	Dolby Laboratories Inc - Ordinary Shares - Class A	\$80.58	-\$0.12 (-0.15%) ↓	\$80.69	1	\$80.58	-\$0.11 (-0.14%) ↓	⊕ Buy More ⊖ Sell
FIVN	Five9 Inc	\$78.96	\$3.35 (4.43%) ↑	\$79.07	1	\$78.96	-\$0.11 (-0.14%) ↓	⊕ Buy More ⊖ Sell
RBLX	Roblox Corporation - Ordinary Shares - Class A	\$44.40	-\$0.47 (-1.05%) ↓	\$44.51	1	\$44.40	-\$0.11 (-0.25%) ↓	⊕ Buy More ⊖ Sell
EDR	Endeavor Group Holdings Inc - Ordinary Shares - Class A	\$24.16	-\$0.04 (-0.17%) ↓	\$24.29	1	\$24.16	-\$0.13 (-0.54%) ↓	⊕ Buy More ⊖ Sell
EWT	BlackRock Institutional Trust Company N.A. - iShares MSCI Taiwan ETF	\$46.69	\$0.16 (0.34%) ↑	\$46.84	1	\$46.69	-\$0.15 (-0.32%) ↓	⊕ Buy More ⊖ Sell
SLVM	Sylvamo Corp	\$46.52	-\$0.21 (-0.45%) ↓	\$46.67	1	\$46.52	-\$0.15 (-0.32%) ↓	⊕ Buy More ⊖ Sell
EQT	EQT Corp	\$34.33	-\$0.42 (-1.21%) ↓	\$34.50	1	\$34.33	-\$0.17 (-0.49%) ↓	⊕ Buy More ⊖ Sell
IWF	BlackRock Institutional Trust Company N.A. - iShares Russell 1000 Growth ETF	\$329.48	\$3.32 (1.02%) ↑	\$329.65	1	\$329.48	-\$0.17 (-0.05%) ↓	⊕ Buy More ⊖ Sell
SONY	Sony Group Corporation - ADR	\$96.00	-\$0.40 (-0.41%) ↓	\$96.17	1	\$96.00	-\$0.17 (-0.18%) ↓	⊕ Buy More ⊖ Sell
CSCO	Cisco Systems, Inc.	\$50.13	\$0.18 (0.36%) ↑	\$50.31	1	\$50.13	-\$0.18 (-0.36%) ↓	⊕ Buy More ⊖ Sell
SCHD	Schwab Strategic Trust - Schwab US Dividend Equity ETF	\$76.79	-\$0.28 (-0.36%) ↓	\$76.97	1	\$76.79	-\$0.18 (-0.23%) ↓	⊕ Buy More ⊖ Sell

















Symbol	Description	Current Price	Today's Change	Purchase Price	QTY	Total Value	Total Gain/Loss ↓	Trade Actions
CGON	Cg Oncology Inc.	\$41.57	\$2.55 ↑ (6.54%)	\$41.76	1	\$41.57	-\$0.19 ↓ (-0.45%)	⊕ Buy More ⊖ Sell
CP	Canadian Pacific Kansas City Limited	\$85.31	-\$0.16 ↓ (-0.19%)	\$85.50	1	\$85.31	-\$0.19 ↓ (-0.22%)	⊕ Buy More ⊖ Sell
ARVN	Arvinas Inc	\$49.89	\$1.61 ↑ (3.33%)	\$50.09	1	\$49.89	-\$0.20 ↓ (-0.39%)	⊕ Buy More ⊖ Sell
DG	Dollar General Corp.	\$135.21	-\$0.44 ↓ (-0.32%)	\$135.42	1	\$135.21	-\$0.21 ↓ (-0.16%)	⊕ Buy More ⊖ Sell
SIX	Six Flags Entertainment Corp	\$25.33	\$0.12 ↑ (0.48%)	\$25.54	1	\$25.33	-\$0.21 ↓ (-0.82%)	⊕ Buy More ⊖ Sell
IHI	BlackRock Institutional Trust Company N.A. - iShares U.S. Medical Devices ETF	\$56.72	-\$0.21 ↓ (-0.37%)	\$56.94	1	\$56.72	-\$0.22 ↓ (-0.39%)	⊕ Buy More ⊖ Sell
EQR	Equity Residential Properties Trust	\$58.86	-\$0.34 ↓ (-0.57%)	\$59.09	1	\$58.86	-\$0.23 ↓ (-0.39%)	⊕ Buy More ⊖ Sell
LYV	Live Nation Entertainment Inc	\$89.53	\$1.53 ↑ (1.74%)	\$89.77	1	\$89.53	-\$0.24 ↓ (-0.27%)	⊕ Buy More ⊖ Sell
ENOV	Enovis Corp	\$60.32	-\$0.21 ↓ (-0.35%)	\$60.59	1	\$60.32	-\$0.27 ↓ (-0.45%)	⊕ Buy More ⊖ Sell
DRI	Darden Restaurants, Inc.	\$167.66	-\$0.52 ↓ (-0.31%)	\$167.96	1	\$167.66	-\$0.30 ↓ (-0.18%)	⊕ Buy More ⊖ Sell
ATO	Atmos Energy Corp.	\$113.11	\$0.18 ↑ (0.16%)	\$113.44	1	\$113.11	-\$0.33 ↓ (-0.29%)	⊕ Buy More ⊖ Sell
GDDY	Godaddy Inc - Ordinary Shares - Class A	\$112.92	\$0.33 ↑ (0.29%)	\$113.25	1	\$112.92	-\$0.33 ↓ (-0.29%)	⊕ Buy More ⊖ Sell
COR	Cencora Inc.	\$230.69	\$0.37 ↑ (0.16%)	\$231.06	1	\$230.69	-\$0.37 ↓ (-0.16%)	⊕ Buy More ⊖ Sell
TXT	Textron Inc.	\$87.20	-\$0.39 ↓ (-0.45%)	\$87.58	1	\$87.20	-\$0.38 ↓ (-0.43%)	⊕ Buy More ⊖ Sell
META	Meta Platforms Inc - Ordinary Shares - Class A	\$468.11	-\$1.89 ↓ (-0.40%)	\$468.52	1	\$468.11	-\$0.41 ↓ (-0.09%)	⊕ Buy More ⊖ Sell
ALV	Autoliv Inc.	\$110.00	\$0.50 ↑ (0.46%)	\$110.45	1	\$110.00	-\$0.45 ↓ (-0.41%)	⊕ Buy More ⊖ Sell
CZR	Caesars Entertainment Inc	\$44.50	\$0.25 ↑ (0.56%)	\$44.95	1	\$44.50	-\$0.45 ↓ (-0.99%)	⊕ Buy More ⊖ Sell
CPT	Camden Property Trust	\$93.46	-\$0.49 ↓ (-0.52%)	\$93.94	1	\$93.46	-\$0.48 ↓ (-0.51%)	⊕ Buy More ⊖ Sell
ADI	Analog Devices Inc.	\$195.02	\$0.96 ↑ (0.49%)	\$195.53	1	\$195.02	-\$0.51 ↓ (-0.26%)	⊕ Buy More ⊖ Sell
GS	Goldman Sachs Group, Inc.	\$384.26	-\$0.78 ↓ (-0.20%)	\$384.77	1	\$384.26	-\$0.51 ↓ (-0.13%)	⊕ Buy More ⊖ Sell
DKS	Dicks Sporting Goods, Inc.	\$162.17	\$2.20 ↑ (1.38%)	\$162.97	1	\$162.17	-\$0.80 ↓ (-0.49%)	⊕ Buy More ⊖ Sell
DPZ	Dominos Pizza Inc	\$425.09	-\$1.49 ↓ (-0.35%)	\$426.00	1	\$425.09	-\$0.91 ↓ (-0.21%)	⊕ Buy More ⊖ Sell

















Symbol	Description	Current Price	Today's Change	Purchase Price	QTY	Total Value	Total Gain/Loss ↓	Trade Actions
ACGL	Arch Capital Group Ltd	\$83.46	\$0.70 ↑ (0.85%)	\$84.54	1	\$83.46	-\$1.08 ↓ (-1.28%)	+ Buy Mor - Sell
DVA	DaVita Inc	\$109.86	-\$0.96 ↓ (-0.87%)	\$110.98	1	\$109.86	-\$1.12 ↓ (-1.01%)	+ Buy Mor - Sell
EXP	Eagle Materials Inc.	\$243.22	-\$0.16 ↓ (-0.07%)	\$244.43	1	\$243.22	-\$1.21 ↓ (-0.50%)	+ Buy Mor - Sell
TSM	Taiwan Semiconductor Manufacturing - ADR	\$133.11	-\$0.62 ↓ (-0.46%)	\$134.50	1	\$133.11	-\$1.39 ↓ (-1.03%)	+ Buy Mor - Sell
EPAM	EPAM Systems Inc	\$286.27	-\$0.90 ↓ (-0.31%)	\$287.81	1	\$286.27	-\$1.54 ↓ (-0.54%)	+ Buy Mor - Sell
CSL	Carlisle Companies Inc.	\$346.11	\$3.37 ↑ (0.98%)	\$347.90	1	\$346.11	-\$1.79 ↓ (-0.51%)	+ Buy Mor - Sell
MCK	Mckesson Corporation	\$501.35	\$7.12 ↑ (1.44%)	\$503.18	1	\$501.35	-\$1.83 ↓ (-0.36%)	+ Buy Mor - Sell
NFLX	Netflix Inc.	\$561.32	\$2.79 ↑ (0.50%)	\$563.18	1	\$561.32	-\$1.85 ↓ (-0.33%)	+ Buy Mor - Sell
MA	Mastercard Incorporated - Ordinary Shares - Class A	\$457.88	-\$0.38 ↓ (-0.08%)	\$462.21	1	\$457.88	-\$4.33 ↓ (-0.94%)	+ Buy Mor - Sell
ORLY	O`Reilly Automotive, Inc.	\$1,025.82	\$4.99 ↑ (0.49%)	\$1,033.38	1	\$1,025.82	-\$7.56 ↓ (-0.73%)	+ Buy Mor - Sell














TRADE HISTORY

















PENDING TRADES

















Symbol	Description	Transaction	Quantity	Current Price	Trade Actions
ORLY	O`Reilly Automotive, Inc.	Sell at Market Open	1	\$1,025.82	✕ Cancel
FVRR	Fiverr International Ltd	Buy at Market Open	1	\$29.27	✕ Cancel
FHN	First Horizon Corporation	Buy at Market Open	1	\$13.74	✕ Cancel
FLO	Flowers Foods, Inc.	Buy at Market Open	1	\$22.19	✕ Cancel
FIVE	Five Below Inc	Buy at Market Open	1	\$188.95	✕ Cancel
FLEX	Flex Ltd	Buy at Market Open	1	\$26.65	✕ Cancel

















FOX Fox Corporation - Ordinary Shares - Class B	Buy at Market Open		 Cancel
	1	\$27.45	
FL Foot Locker Inc	Buy at Market Open		 Cancel
	1	\$29.36	
FE Firstenergy Corp.	Buy at Market Open		 Cancel
	1	\$37.31	
FNF Fidelity National Financial Inc	Buy at Market Open		 Cancel
	1	\$51.22	
FITB Fifth Third Bancorp	Buy at Market Open		 Cancel
	1	\$33.65	
FDS Factset Research Systems Inc.	Buy at Market Open		 Cancel
	1	\$477.59	
FIS Fidelity National Information Services, Inc.	Buy at Market Open		 Cancel
	1	\$61.76	
FG F&G Annuities & Life Inc	Buy at Market Open		 Cancel
	1	\$46.41	
FLYW Flywire Corp	Buy at Market Open		 Cancel
	1	\$22.37	
FRSH Freshworks Inc - Ordinary Shares Class A	Buy at Market Open		 Cancel
	1	\$21.71	
FIGS Figs Inc - Ordinary Shares - Class A	Buy at Market Open		 Cancel
	1	\$6.13	
FA First Advantage Corp.	Buy at Market Open		 Cancel
	1	\$16.73	
FR First Industrial Realty Trust, Inc.	Buy at Market Open		 Cancel
	1	\$54.27	
FNV Franco-Nevada Corporation	Buy at Market Open		 Cancel
	1	\$108.84	
FFIV F5 Inc	Buy at Market Open		 Cancel
	1	\$186.61	
FRHC Freedom Holding Corp	Buy at Market Open		 Cancel
	1	\$82.32	

















FCNCA First Citizens Bancshares, Inc (NC) - Ordinary Shares - Class A	Buy at Market Open		 Cancel
	1	\$1,494.81	
FWRG First Watch Restaurant Group Inc	Buy at Market Open		 Cancel
	1	\$23.38	
FIHL Fidelis Insurance Holdings Ltd.	Buy at Market Open		 Cancel
	1	\$13.10	
FTRE Fortrea Holdings Inc	Buy at Market Open		 Cancel
	1	\$31.80	
BLDR Builders Firstsource Inc	Buy at Market Open		 Cancel
	1	\$185.33	
USO United States Commodity Funds LLC - United States Oil Fund	Buy at Market Open		 Cancel
	1	\$71.67	
RF Regions Financial Corp.	Buy at Market Open		 Cancel
	1	\$18.00	
XLF SSgA Active Trust - Financial Select Sector SPDR	Buy at Market Open		 Cancel
	1	\$39.08	
XLU SSgA Active Trust - Utilities Select Sector SPDR ETF	Buy at Market Open		 Cancel
	1	\$60.27	
PFG Principal Financial Group Inc - Registered Shares	Buy at Market Open		 Cancel
	1	\$78.20	
XLI SSgA Active Trust - Industrial Select Sector SPDR	Buy at Market Open		 Cancel
	1	\$116.95	
LPLA LPL Financial Holdings Inc	Buy at Market Open		 Cancel
	1	\$248.13	
HIG Hartford Financial Services Group Inc.	Buy at Market Open		 Cancel
	1	\$90.81	
CFG Citizens Financial Group Inc	Buy at Market Open		 Cancel
	1	\$31.50	
COF Capital One Financial Corp.	Buy at Market Open		 Cancel
	1	\$135.17	
ALLY Ally Financial Inc	Buy at Market Open		 Cancel
	1	\$36.09	












WBS Webster Financial Corp.	Buy at Market Open		 Cancel
	1	\$46.74	
UNFI United Natural Foods Inc.	Buy at Market Open		 Cancel
	1	\$16.70	
PNFP Pinnacle Financial Partners Inc.	Buy at Market Open		 Cancel
	1	\$81.63	
CFR Cullen Frost Bankers Inc.	Buy at Market Open		 Cancel
	1	\$103.18	
SF Stifel Financial Corp.	Buy at Market Open		 Cancel
	1	\$76.32	
MFC Manulife Financial Corp.	Buy at Market Open		 Cancel
	1	\$22.61	
AFG American Financial Group Inc	Buy at Market Open		 Cancel
	1	\$122.76	
BFAM Bright Horizons Family Solutions, Inc.	Buy at Market Open		 Cancel
	1	\$100.87	
JEF Jefferies Financial Group Inc	Buy at Market Open		 Cancel
	1	\$40.84	
BFH Bread Financial Holdings Inc	Buy at Market Open		 Cancel
	1	\$35.46	
BURL Burlington Stores Inc	Sell at Market Open		 Cancel
	1	\$197.67	
BEN Franklin Resources, Inc.	Buy at Market Open		 Cancel
	1	\$27.10	
TFC Truist Financial Corporation	Buy at Market Open		 Cancel
	1	\$35.84	
MUFG Mitsubishi UFJ Financial Group, Inc. - ADR	Buy at Market Open		 Cancel
	1	\$9.40	
FROG JFrog Ltd	Buy at Market Open		 Cancel
	1	\$39.22	
LYFT Lyft Inc - Ordinary Shares Cls A	Buy at Market Open		 Cancel
	1	\$13.03	

FNA Paragon 28 Inc	Buy at Market Open		 Cancel
	1	\$14.46	
FIZZ National Beverage Corp.	Buy at Market Open		 Cancel
	1	\$48.01	
GES Guess Inc.	Buy at Market Open		 Cancel
	1	\$23.36	
GME Gamestop Corporation - Ordinary Shares - Class A	Buy at Market Open		 Cancel
	1	\$14.66	
GEN Gen Digital Inc	Buy at Market Open		 Cancel
	1	\$21.35	
GWRE Guidewire Software Inc	Buy at Market Open		 Cancel
	1	\$117.56	
GPN Global Payments, Inc.	Buy at Market Open		 Cancel
	1	\$136.00	
GRAB Grab Holdings Limited - Ordinary Shares - Class A	Buy at Market Open		 Cancel
	1	\$3.43	
GETY Getty Images Holdings Inc - Ordinary Shares - Class A	Buy at Market Open		 Cancel
	1	\$4.73	
GTLB Gitlab Inc - Ordinary Shares - Class A	Buy at Market Open		 Cancel
	1	\$77.60	
GPI Group 1 Automotive, Inc.	Buy at Market Open		 Cancel
	1	\$275.92	
GLOB Globant S.A.	Buy at Market Open		 Cancel
	1	\$242.99	
G Genpact Ltd	Buy at Market Open		 Cancel
	1	\$36.53	
GKOS Glaukos Corporation	Buy at Market Open		 Cancel
	1	\$96.25	
GGG Graco Inc.	Buy at Market Open		 Cancel
	1	\$88.16	
GNTX Gentex Corp.	Buy at Market Open		 Cancel
	1	\$35.32	

GSK GSK Plc - ADR	Buy at Market Open		 Cancel
	1	\$41.91	
TXG 10x Genomics Inc - Ordinary Shares - Class A	Buy at Market Open		 Cancel
	1	\$49.54	
NMRK Newmark Group Inc - Ordinary Shares - Class A	Buy at Market Open		 Cancel
	1	\$10.53	
CARR Carrier Global Corp	Buy at Market Open		 Cancel
	1	\$56.01	
BYD Boyd Gaming Corp.	Buy at Market Open		 Cancel
	1	\$66.75	
HGV Hilton Grand Vacations Inc	Buy at Market Open		 Cancel
	1	\$42.74	
CG Carlyle Group Inc (The)	Buy at Market Open		 Cancel
	1	\$44.78	
UNM Unum Group	Buy at Market Open		 Cancel
	1	\$47.73	
RY Royal Bank Of Canada	Buy at Market Open		 Cancel
	1	\$97.34	
SPG Simon Property Group, Inc.	Buy at Market Open		 Cancel
	1	\$146.93	
SBGI Sinclair Inc - Ordinary Shares - Class A	Buy at Market Open		 Cancel
	1	\$14.54	
CRON Cronos Group Inc	Buy at Market Open		 Cancel
	1	\$2.21	
AMG Affiliated Managers Group Inc.	Buy at Market Open		 Cancel
	1	\$155.89	
CBRE CBRE Group Inc - Ordinary Shares - Class A	Buy at Market Open		 Cancel
	1	\$86.55	
BRDG Bridge Investment Group Holdings Inc - Ordinary Shares - Class A	Buy at Market Open		 Cancel
	1	\$9.19	
STVN Stevanato Group Spa	Buy at Market Open		 Cancel
	1	\$32.60	

RELY Remitly Global Inc	Buy at Market Open		 Cancel
	1	\$18.21	
WU Western Union Company	Buy at Market Open		 Cancel
	1	\$12.47	
RBA RB Global Inc	Buy at Market Open		 Cancel
	1	\$68.64	
FWRG First Watch Restaurant Group Inc	Buy at Market Open		 Cancel
	1	\$23.38	
FG F&G Annuities & Life Inc	Buy at Market Open		 Cancel
	1	\$46.41	
TMUS T-Mobile US Inc	Buy at Market Open		 Cancel
	1	\$162.19	
T AT&T, Inc.	Buy at Market Open		 Cancel
	1	\$16.84	
HII Huntington Ingalls Industries Inc	Buy at Market Open		 Cancel
	1	\$273.90	
HBI Hanesbrands Inc	Buy at Market Open		 Cancel
	1	\$4.60	
HCA HCA Healthcare Inc	Buy at Market Open		 Cancel
	1	\$306.32	
HCP HashiCorp Inc - Ordinary Shares - Class A	Buy at Market Open		 Cancel
	1	\$24.73	
HMC Honda Motor - ADR	Buy at Market Open		 Cancel
	1	\$34.36	
HIMS Hims & Hers Health Inc - Ordinary Shares - Class A	Buy at Market Open		 Cancel
	1	\$9.87	
HXL Hexcel Corp.	Buy at Market Open		 Cancel
	1	\$72.89	
HEI Heico Corp.	Buy at Market Open		 Cancel
	1	\$188.06	
HUBB Hubbell Inc.	Buy at Market Open		 Cancel
	1	\$363.01	

HELE Helen of Troy Ltd	Buy at Market Open	1	\$116.52	 Cancel
HWM Howmet Aerospace Inc	Buy at Market Open	1	\$58.60	 Cancel
KBH KB Home	Buy at Market Open	1	\$60.90	 Cancel
WH Wyndham Hotels & Resorts Inc	Buy at Market Open	1	\$79.90	 Cancel
FHN First Horizon Corporation	Buy at Market Open	1	\$13.74	 Cancel
TDOC Teladoc Health Inc	Buy at Market Open	1	\$20.60	 Cancel
UHS Universal Health Services, Inc. - Ordinary Shares - Class B	Buy at Market Open	1	\$162.38	 Cancel
PDD PDD Holdings Inc - ADR	Buy at Market Open	1	\$127.48	 Cancel
JKHY Jack Henry & Associates, Inc.	Buy at Market Open	1	\$175.93	 Cancel
MOH Molina Healthcare Inc	Buy at Market Open	1	\$388.67	 Cancel
ELAN Elanco Animal Health Inc	Buy at Market Open	1	\$15.97	 Cancel
EQH Equitable Holdings Inc	Buy at Market Open	1	\$33.74	 Cancel
NU Nu Holdings Ltd - Ordinary Shares Class A	Buy at Market Open	1	\$9.89	 Cancel
ONON On Holding AG - Ordinary Shares Class A	Buy at Market Open	1	\$29.50	 Cancel
LFST LifeStance Health Group Inc	Buy at Market Open	1	\$6.64	 Cancel
DH Definitive Healthcare Corp - Ordinary Shares - Class A	Buy at Market Open	1	\$9.34	 Cancel

THC Tenet Healthcare Corp.	Buy at Market Open		 Cancel
	1	\$88.09	
TMHC Taylor Morrison Home Corp.	Buy at Market Open		 Cancel
	1	\$53.91	
RHP Ryman Hospitality Properties Inc	Buy at Market Open		 Cancel
	1	\$114.56	
PEB Pebblebrook Hotel Trust	Buy at Market Open		 Cancel
	1	\$15.74	
QTWO Q2 Holdings Inc	Buy at Market Open		 Cancel
	1	\$43.20	
DHI D.R. Horton Inc.	Buy at Market Open		 Cancel
	1	\$144.91	
SDHC Smith Douglas Homes Corp. - Ordinary Shares - Class A	Buy at Market Open		 Cancel
	1	\$27.52	
HOOD Robinhood Markets Inc - Ordinary Shares - Class A	Buy at Market Open		 Cancel
	1	\$11.55	
PARA Paramount Global - Ordinary Shares - Class B	Sell at Market Open		 Cancel
	1	\$12.90	
META Meta Platforms Inc - Ordinary Shares - Class A	Sell at Market Open		 Cancel
	1	\$468.11	
CZR Caesars Entertainment Inc	Sell at Market Open		 Cancel
	1	\$44.50	
MCK Mckesson Corporation	Sell at Market Open		 Cancel
	1	\$501.35	
DVA DaVita Inc	Sell at Market Open		 Cancel
	1	\$109.86	

Take the Next Step to Invest

Advertiser Disclosure



[FOREX.com](#)

Trade with the largest US FX Broker. Reduced costs with 18% cash rebates, T&Cs apply.

[LEARN MORE](#)



[Datalign](#)

Start Datalign's questionnaire to get matched with a financial advisor today.

[LEARN MORE](#)



[Betterment](#)

Invest with a portfolio built by the pros.

Investing involves risk.

[LEARN MORE](#)



[Vanguard Personal Advisor](#)

Get a customized financial plan. Start the conversation with a Vanguard Personal Advisor.

[LEARN MORE](#)

